

October 1, 2022 through September 30, 2023 Submitted to Board of County Commissioners
For Approval on December 12, 2023

2022/2023
MANATEE COUNTY GOVERNMENT
CONSOLIDATED ANNUAL PERFORMANCE AND EVALUATION REPORT
(CAPER)
DRAFT



Prepared by: Manatee County Community and Veterans Services Department
1112 Manatee Avenue West
Bradenton, Florida 34205 (941) 749-3029

Assistance From:



Table of Contents

2022/2023 CAPER	3
Executive Summary.....	3
CR-05 Goals and Outcomes.....	4
CR-10 Racial and Ethnic Compositions of (Persons/Households/Families) Assisted.....	10
CR-15 Resources and Investments.....	11
CR-20 Affordable Housing.....	15
CR-25 Homeless and Other Special Needs.....	17
CR-30 Public Housing	22
CR-35 Other Actions.....	25
CR-40 Monitoring.....	32
CR-45 CDBG 91.520(c).....	33
CR-50 HOME 91.520(d)	34
CR-58 Section 3	37
CR-60 ESG 91.520 (ESG Recipients Only)	38
CR-65 Persons Assisted	40
CR-70 Assistance Provided and Outcomes	43
CR-75 Expenditures.....	44
Appendix	47
Financial Reports.....	48
Public Participation	49
Electronic ESG CAPER.....	50
Maps	51

Tables & Maps

Table 1 – Accomplishments - Program Year to Date (2022/2023)	6
Table 3 – Families Assisted	10
Table 4 – Resources Made Available	11
Table 5 – Geographic Distribution	12
Table 6 – Fiscal Year Summary - HOME Match Report.....	13
Table 7 – Match Contribution for the Federal Fiscal Year	13
Table 8 – Program Income	14

Table 9 – Minority Business Enterprises and Women Business Enterprises	14
Table 10 – Affordable Housing Progress	15
Table 11 – Affordable Housing Progress	15
Table 12 – Extremely low-income, Low-income, and Moderate-income persons served	16
Table 13 – Section 3	37
Table 14 – Household Information for Homeless Prevention Activities.....	40
Table 15 – Household Information for Rapid Re-Housing Activities	40
Table 16 – Shelter Information	40
Table 17 – Household Information for Street Outreach.....	41
Table 18 – Household Information for Persons Served with ESG.....	41
Table 19 – Gender Information.....	41
Table 20 – Age Information	42
Table 21 – Special Population Served	42
Table 22 – Shelter Utilization.....	43
Table 23 – ESG Expenditures for Homeless Prevention.....	44
Table 24 – ESG Expenditures for Homeless Prevention.....	44
Table 25 – ESG Expenditures for Emergency Shelter.....	45
Table 26 – Other Grant Expenditures	45
Table 27 – Total ESG Funds Expended	45
Table 28 – Match Source	46
Table 29 – Total Amount of Funds Expended on ESG Activities	46

2022/2023 CAPER



Executive Summary

INTRODUCTION

Manatee County's Community and Veterans Services Department is responsible for the preparation of the Consolidated Plan and Annual Action Plan and administers the funding for Community Development Block Grant (CDBG) Program, HOME Investment Partnerships (HOME) Program, and Emergency Solutions Grant (ESG) Programs. This is the first reporting year for the 2022/2023 – 2027/2028 Consolidated Plan that covers the 2022/2023 Program Year.

The Consolidated Annual Performance and Evaluation Report (CAPER) details Manatee County, Florida's accomplishments during the Community Development Block Grant (CDBG) Program Year (PY) 2022/2023 toward meeting the goals outlined in the Manatee County 2022/2023 – 2027/2028 Five-Year Consolidated Plan. The Program Year 2022/2023 Consolidated Annual Performance and Evaluation Report (CAPER) describes Manatee County's program accomplishments for the period beginning October 1, 2022 through September 30, 2023.

This report compares the actual performance measures with those projected in the 2022/2023 Annual Action Plan. The CAPER reports on activities funded by the Federal Community Development Block Grant (CDBG) Program, HOME Investment Partnerships (HOME) Program, and Emergency Solutions Grant (ESG) Program as well as highlighting a range of locally funded programs.

For this Program Year Manatee County was allocated \$1,787,068 in Community Development Block Grant (CDBG) funds (as noted in line 02 of PR-26 Financial Summary Report), \$770,970 in HOME Investment Partnerships (HOME) funds, and \$160,076 in Emergency Solutions Grant (ESG) funds through a formula allocation from the Department of Housing and Urban Development (HUD). No additional program income or prior year funding were made available, as identified in the Annual Action Plan.

In response to the COVID-19 pandemic the County received a supplemental allocation of ESG and CDBG funds as authorized by the Coronavirus Aid, Relief, and Economic Security Act (CARES), Public Law 116-136, known as CDBG-CV in the total amount of \$2,698,615 and ESG-CV in the amount of \$2,703,218. Since receiving this allocation, Manatee County, Florida has administered a number of activities that include Homeowner Rehabilitation and Down Payment Assistance, Meals on Wheels and Project Smile Public Service activities, Sunrise Community of Southwest Florida Adult Training Center Remodeling Project, 15th Street Sidewalk Improvement and Washington Park projects to name a few.

Detailed tables outlining the activities that were completed during the 2022/2023 CDBG Program Year are located throughout this CAPER report.

CR-05 Goals and Outcomes

PROGRESS THE JURISDICTION HAS MADE IN CARRYING OUT ITS STRATEGIC PLAN AND ITS ACTION PLAN. 91.520(A)

During the grant application cycle for the 2022/2023 Annual Action Plan, Manatee County gave preference to those complete funding applications for projects related to priority needs that were ranked as high, based upon the priority needs established in the 2022/2023 – 2027/2028 Consolidated Plan, and particularly to those that addressed the goals and statutory requirements identified in the Consolidated Plan. In the development of the use of the Coronavirus Aid, Relief, and Economic Security Act (CARES), known as CDBG-CV and ESG-CV, grant funds consideration and prioritization were given to the needs of low and moderate-income persons and the development of partnerships with the private nonprofit sector. Coordination with the Department of Public Safety, Division of Emergency Management was undertaken in identification of activity to support the local pandemic response.

As identified in this report, Manatee County addressed the housing, health, welfare, and homeless needs of our community during the 2022/2023 Program Year. Manatee County is working diligently to meet the priority needs established in our Consolidated Plan in the expenditure of these federal funds. In addition, the County also seeks to meet other issues identified by involving our citizens in a variety of methods. Due to the lingering impacts of COVID-19, in-person and virtual public meetings were conducted within the County during the year to receive public input. Citizens may also seek information, ask questions, or contact County staff through an established website and e-mail account.

Manatee County is confident that its federally funded programs help address the priorities of the Consolidated Plan and the Annual Action Plan and meet the needs of low and moderate-income persons within the County.

TABLE 1: ACCOMPLISHMENTS – PROGRAM YEAR

Goal	Category	Funding	Outcome				
			Indicator	Expected	Actual	Unit Of Measure (UofM)	Percent Complete
Community Development/Public Improvements	Non-Housing Community Development	CDBG: \$XXX	Public Facility or Infrastructure Activities other than Low/Moderate Income Housing Benefit	0	24,995	Persons Assisted	24,995.00%
		CDBG: \$0	Buildings Demolished	0	0	Buildings	0.00%
		CDBG: \$0	Other	1	0	Other	0.00%
Housing	Affordable Housing Public Housing Homeless Non-Homeless Special Needs Other - Fair Housing	CDBG: \$0 HOME: \$0	Public service activities for Low/Moderate Income Housing Benefit	0	0	Household Housing Unit	0.00%
		CDBG: \$0 HOME: \$0	Rental units rehabilitated	0	0	Household Housing Unit	0.00%
		CDBG: \$0 HOME: \$0	Homeowner Housing Rehabilitated	5	0	Household Housing Unit	0.00%
		CDBG: \$0 HOME: \$0	Direct Financial Assistance to Homebuyers	0	0	Households Assisted	0.00%

		CDBG: \$0 HOME: \$0	Homelessness Prevention	0	0	Persons Assisted	0.00%
		CDBG: \$0 HOME: \$0	Other	1	0	Other	0.00%
Social/Public Services	Homeless Non-Homeless Special Needs Non-Housing Community Development Other - Fair Housing	CDBG: \$XXX	Public service activities other than Low/Moderate Income Housing Benefit	311	286	Persons Assisted	91.96%
		CDBG: \$0	Homeless Person Overnight Shelter	0	0	Persons Assisted	0.00%
		ESG: \$XXX	Homelessness Prevention	10	42	Persons Assisted	420.00%
Emergency/Disaster Response	Basic Needs Assistance Transportation Services for Special Needs	CDBG-CV: \$XXX	Public service activities other than Low/Moderate Income Housing Benefit	0	138	Persons Assisted	138.00%
		CDBG-CV: \$0	Tenant-based rental assistance / Rapid Rehousing	0	0	Households Assisted	0.00%
		CDBG-CV: \$0	Homeless Person Overnight Shelter	0	0	Persons Assisted	0.00%
		CDBG-CV: \$0	Homelessness Prevention	0	0	Persons Assisted	0%
Economic Development	Non-Housing Community Development Fair Housing	CDBG: \$0	Public service activities other than Low/Moderate Income Housing Benefit	0	0	Persons Assisted	0.00%
		CDBG: \$0	Facade treatment/business building rehabilitation	0	0	Businesses Assisted	0.00%

Table 1 – Accomplishments - Program Year to Date (2022/2023)

TABLE 2: ACCOMPLISHMENTS – STRATEGIC PLAN TO DATE

Goal	Category	Funding	Outcome				
			Indicator	Expected	Actual	Unit Of Measure (UofM)	Percent Complete
Community Development/Public Improvements	Non-Housing Community Development	CDBG: \$XXX	Public Facility or Infrastructure Activities other than Low/Moderate Income Housing Benefit	0	24,995	Persons Assisted	24,995.00%
		CDBG: \$0	Buildings Demolished	0	0	Buildings	0.00%
		CDBG: \$0	Other	1	0	Other	0.00%
Housing	Affordable Housing Public Housing Homeless Non-Homeless Special Needs Other - Fair Housing	CDBG: \$0 HOME: \$0	Public service activities for Low/Moderate Income Housing Benefit	0	0	Household Housing Unit	0.00%
		CDBG: \$0 HOME: \$0	Rental units rehabilitated	0	0	Household Housing Unit	0.00%
		CDBG: \$0 HOME: \$0	Homeowner Housing Rehabilitated	5	0	Household Housing Unit	0.00%
		CDBG: \$0 HOME: \$0	Direct Financial Assistance to Homebuyers	0	0	Households Assisted	0.00%
		CDBG: \$0 HOME: \$0	Homelessness Prevention	0	0	Persons Assisted	0.00%

		CDBG: \$0 HOME: \$0	Other	1	0	Other	0.00%
Social/Public Services	Homeless Non-Homeless Special Needs Non-Housing Community Development Other - Fair Housing	CDBG: \$XXX	Public service activities other than Low/Moderate Income Housing Benefit	311	286	Persons Assisted	91.96%
		CDBG: \$0	Homeless Person Overnight Shelter	0	0	Persons Assisted	0.00%
		ESG: \$XXX	Homelessness Prevention	10	42	Persons Assisted	420.00%
Emergency/Disaster Response	Basic Needs Assistance Transportation Services for Special Needs	CDBG-CV: \$XXX	Public service activities other than Low/Moderate Income Housing Benefit	0	138	Persons Assisted	138.00%
		CDBG-CV: \$0	Tenant-based rental assistance / Rapid Rehousing	0	0	Households Assisted	0.00%
		CDBG-CV: \$0	Homeless Person Overnight Shelter	0	0	Persons Assisted	0.00%
		CDBG-CV: \$0	Homelessness Prevention	0	0	Persons Assisted	0%
Economic Development	Non-Housing Community Development Fair Housing	CDBG: \$0	Public service activities other than Low/Moderate Income Housing Benefit	0	0	Persons Assisted	0.00%
		CDBG: \$0	Facade treatment/business building rehabilitation	0	0	Businesses Assisted	0.00%

Table 2 – Accomplishments - Strategic Plan to Date (2022/2023 – 2027/2028)

ASSESS HOW THE JURISDICTION'S USE OF FUNDS, PARTICULARLY CDBG, ADDRESSES THE PRIORITIES AND SPECIFIC OBJECTIVES IDENTIFIED IN THE PLAN, GIVING SPECIAL ATTENTION TO THE HIGHEST PRIORITY ACTIVITIES IDENTIFIED.

During this program year, year one of the Five-Year Consolidated Plan, Manatee County effectively used its CDBG funds to undertake a variety of programs, projects and activities designed to address housing and community development needs throughout the County. High priority initiatives affordable housing development, public services such as housing counseling and transportation assistance, and community improvements through infrastructure projects and renovation of community services buildings. The accomplishments of Manatee County were consistent with the Consolidated Plan's high-priority community development housing, social services, and homeless objectives, and are presented in this report within this program year.

Please note: the outcome numbers reported in the table above include projects from prior years that were closed out during this program year. The outcome numbers above and through-out this report do not include outcomes for ESG-CV as HUD requires ESG-CV reporting in a different manner.

CR-10 Racial and Ethnic Compositions of (Persons/Households/Families) Assisted

DESCRIBE THE FAMILIES ASSISTED (INCLUDING THE RACIAL AND ETHNIC STATUS OF FAMILIES ASSISTED 91.520(A))

All local jurisdictions that receive CDBG, HOME, and ESG funding must maintain data on the extent to which each racial and ethnic group have applied for, participated in, or benefited from any program or activity funded with federal funds. Manatee County was able to collect this data by having all participants and sub-recipients report on income and racial/ethnic status. This tracking allows Manatee County to collect racial and ethnic information, household size and annual household income.

TABLE 3: FAMILIES ASSISTED

Race:	CDBG	HOME	ESG
White	390	0	0
Black or African American	85	0	0
Asian	0	0	0
American Indian or American Native	0	0	0
Native Hawaiian or Pacific Islander	1	0	0
Multiple Races or Other	No Data	0	0
TOTAL:	476	0	0
Ethnicity:			
Hispanic	101	0	0
Not-Hispanic	375	0	0

Table 3 – Families Assisted

NARRATIVE

During the 2022/2023 Program Year, Manatee County assisted 476 individuals through multiple programs. Please see the above table for a breakdown by race and ethnicity. Additionally, there were 101 Hispanic-identifying people served.

CR-15 Resources and Investments

IDENTIFY THE RESOURCES MADE AVAILABLE.

Information in **Table 4** provides a detailed breakdown of resources that were made available through the CDBG, HOME, ESG but does not account for unspent prior year funds or outstanding project balances. In program year 2022/2023, Manatee County had \$1,787,068 available in Community Development Block Grant (CDBG) resources, \$770,970 in HOME funds, and \$160,076 in ESG funds to award to sub-recipients carrying out the goals outlined in the County’s Consolidated Plan. Some program income and carry-over funding from prior years was made available for the CDBG (\$5,657,184 total available) and HOME programs.

In response to the COVID-19 pandemic the County received a supplemental allocation of ESG and CDBG funds as authorized by the Coronavirus Aid, Relief, and Economic Security Act (CARES), Public Law 116-136, known as CDBG-CV in the amount of \$2,698,615 and ESG-CV in the amount of \$2,703,218 for a total of \$5,401,833.

Expenditures for the 2022/2023 program year:

- The CDBG program disbursed a total of \$2,999,528.68 during this program year, which included current-year program funds and prior year funds.
- The HOME program disbursed a total of \$553,131.51 during this program year, which included current-year program funds and prior year funds.
- The ESG program disbursed a total of \$175,255.58 during this program year, which included current-year program funds and prior year funds.

Total amount expended in grant funding when accounting for multiple grant years is shown below:

TABLE 4: RESOURCES MADE AVAILABLE

Source of Funds	Source of Funds	Resources Made Available \$	Amount Expended During Program Year Program Year 2022
CDBG	Public, Federal	\$1,787,068	\$2,999,528
HOME	Public, Federal	\$770,970	\$553,131
ESG	Public, Federal	\$160,076	\$175,255

Table 4 – Resources Made Available

IDENTIFY THE GEOGRAPHIC DISTRIBUTION AND LOCATION OF INVESTMENTS.

Table 5 reflects the three (3) designated target areas within the Consolidated Plan: Racially/Ethnicly Concentrated Areas of Poverty (R/ECAPs), Samoset Target Area, and Washington Park Target Area. Additionally, the County identified CDBG, HOME, and ESG resources to assist various communities and neighborhoods throughout the County and the cooperating cities based on low- and moderate-income area criteria.

The following table below describes the distribution of resources based on geography for activities completed over the 2022/2023 Program Year. A summary of this distribution is shown in **Table 5**.

TABLE 5: GEOGRAPHIC DISTRIBUTION

Target Area	Planned Percentage of Allocation	Actual Percentage of Allocation	Narrative Description
R/ECAPs	59%	TBD	TBD
Samoset Target Area	3%	TBD	TBD
Washington Park Target Area	0%	0%	-

Table 5 – Geographic Distribution

Leveraging

The CDBG program does not require matching funds, but CDBG funds are leveraged by many other resources within the community. Many of these funding sources provided leverage from private and public sources for the CDBG projects undertaken in PY 2022/2023. Sub-recipients that received CDBG funding also received funding from federal, state, local, and other resources. The CDBG-CV and the ESG-CV programs also do not require match. In this program year, Manatee County took advantage of a HUD-issued statement that waives the requirement of providing a HOME match for the 2022/2023 program year.

ESG funds were leveraged, in part, by selecting a sub-recipient that has established homeless services and has strong connections with various funding sources. ESG sub-recipients are required to match ESG funding with other cash and/or in-kind dollar-for-dollar match. ESG sub-recipients used other private or public grants not used previously to match another grant, the value of any donated materials or volunteer service time, the value of any leases on buildings, salaries paid to staff, and additional costs to carry out programs not paid for with ESG funding.

TABLE 6: FISCAL YEAR SUMMARY – HOME MATCH

Fiscal Year Summary – HOME Match	
1. Excess match from prior Federal fiscal year	\$0
2. Match contributed during current Federal fiscal year	\$0
3. Total match available for current Federal fiscal year (Line 1 plus Line 2)	\$0
4. Match liability for current Federal fiscal year	\$0
5. Excess match carried over to next Federal fiscal year (Line 3 minus Line 4)	\$0

Table 6 – Fiscal Year Summary - HOME Match Report

TABLE 7: MATCH CONTRIBUTION FOR THE FEDERAL FISCAL YEAR HOME MATCH

Project Number	Date of Contribution	Cash (Non-Federal Sources)	Total Match
Not Applicable	Not Applicable	\$0	\$0

Table 7 – Match Contribution for the Federal Fiscal Year

TABLE 8: HOME MBE/WBE REPORT

Program Income – Enter the program amounts for the reporting period				
Balance on hand at beginning of reporting period \$	Amount Received during reporting period \$	Total amount expended during reporting period \$	Amount expended for TBRA	Balance on hand at end of reporting period \$
\$116,620.59	\$26,336.50	\$106,358.35	\$0	\$36,598.74

Table 8 – Program Income

TABLE 9: MINORITY BUSINESS ENTERPRISES AND WOMEN BUSINESS ENTERPRISES

Contracts – Enter the contract amounts for the reporting period							
Total	Minority Business Enterprises				White Non-Hispanic	Women Business Enterprises	
	Alaskan Native or American Indian	Asian or Pacific Islander	Black Non-Hispanic	Hispanic			
Contracts							
Dollar Amount	0	0	0	0	0	0	0
Number	0	0	0	0	0	0	0
Sub-Contracts							
Dollar Amount	0	0	0	0	0	0	0
Number	0	0	0	0	0	0	0

Table 9 – Minority Business Enterprises and Women Business Enterprises

CR-20 Affordable Housing

During the 2022/2023 Program Year, Manatee County allocated funding for the Manatee County Habitat for Humanity/Poling Gardens Infrastructure Project, Homeowner Down Payment Assistance Program, Homeowner Rehabilitation/Replacement Program, and the Salvation Army – Tenant-Based Rental Assistance. These projects would support new infrastructure at an affordable housing complex, rehabilitation of existing housing units, and rental assistance. However, many of these projects were not funded this program year. The County was able to expend some funding for uncompleted projects from previous program years.

Affordable Housing Progress is shown below in **Table 10** and **Table 11**.

TABLE 10: AFFORDABLE HOUSING PROGRESS

	One-Year Goal	Actual
Number of homeless to be provided affordable housing units	0	0
Number of non-homeless to be provided affordable housing units	47	0
Number of special needs to be provided affordable housing units	0	0
TOTAL:	47	0

Table 10 – Affordable Housing Progress

TABLE 11: AFFORDABLE HOUSING PROGRESS

Number of households supported through:	One-Year Goal	Actual
Rental Assistance	40	0
The Production of New Units	1	0
Rehab of Existing Units	6	0
Acquisition of Existing Units	0	0
TOTAL:	47	0

Table 11 – Affordable Housing Progress

DISCUSS THE DIFFERENCE BETWEEN GOALS AND OUTCOMES AND PROBLEMS ENCOUNTERED IN MEETING THESE GOALS.

Due to the COVID-19 pandemic nearly all Homeowner Rehabilitation and Replacement activities halted. Many of the homeowners did not want contractors in their home during this time; this trend has continued into the following years. During the 2022/2023 Program Year Manatee County did not complete any rehabilitation work throughout Manatee County.

DISCUSS HOW THESE OUTCOMES WILL IMPACT FUTURE ANNUAL ACTION PLANS.

This year’s outcomes will have a significant impact on future annual action plans and the overall goals outlined in future 5-Year Consolidated Plans. Due to COVID-19 homeowners are reluctant to have anyone in their home and this is expected to continue in the near future. Additionally, home sales prices have significantly increased in the last year impacting the ability for potential homeowners to qualify for a first mortgage. Manatee County has increased the eligible purchase price and the down payment assistance available for a household as a result. Manatee County will continue to monitor the impact of the sales prices on the program in the future. The County will continue to focus on bringing more affordable housing to Manatee County through other incentives.

TABLE 12: EXTREMELY LOW-INCOME, LOW-INCOME, AND MODERATE-INCOME PERSONS SERVED

	CDBG Actual Number of Persons Served	HOME Actual Number of Persons Served
Extremely Low-Income	0	0
Low-Income	0	0
Moderate Income	0	0
TOTAL:	0	0

Table 12 – Extremely low-income, Low-income, and Moderate-income persons served

NARRATIVE

Table 12 includes the number of extremely low-income, low-income, and moderate-income persons served by each activity where information on income by family size is required to determine the eligibility of the activity. These numbers are inclusive of all activities undertaken with CDBG and HOME funds over the 2022/2023 Program Year. During this program year, no homeowner or rental housing rehabilitation projects were completed with 2022/2023 CDBG or HOME funding.

CR-25 Homeless and Other Special Needs

EVALUATE THE JURISDICTION'S PROGRESS IN MEETING ITS SPECIFIC OBJECTIVES FOR REDUCING AND ENDING HOMELESSNESS THROUGH: REACHING OUT TO HOMELESS PERSONS (ESPECIALLY UNSHELTERED PERSONS) AND ASSESSING THEIR INDIVIDUAL NEEDS

Manatee County invests Emergency Solutions Grant (ESG) funds and other federal, state, and local funds in programs and services to assist homeless persons. The County continues to work collaboratively with other public funders, businesses, community-based, and faith-based organizations to support the providers' efforts for reducing and ending homelessness in Manatee County.

One of the County's strategies for preventing and reducing homelessness is to assist non-profit service providers in obtaining additional funding sources for emergency shelters. The primary activities to address homelessness during the 2022/2023 program year is Project Smile and Homeless Prevention through ESG activities and rapid-rehousing. This program year, ESG funds have not been completely drawn down. The planned activities will continue to occur in future program years. The County received a supplemental allocation of ESG and CDBG funds as authorized by the Coronavirus Aid, Relief, and Economic Security Act (CARES), Public Law 116-136, known as CDBG-CV and ESG-CV. The CDBG-CV funding was distributed to public service agencies to address hygiene stations for our homeless neighbors, temporary food assistance, assistance to individuals experiencing homelessness that need legal services in obtaining birth certificates or government issued identification in order to be able to access housing resources, worker retraining, and homeless outreach to actively engage with unsheltered people in encampments and ensure basic needs and connect them with traditional and COVID-19 related services and resources. Manatee County partnered with The Salvation Army and Turning Points, along with the Palmetto and Bradenton Police Departments and with the Manatee County Sheriff's Office to provide outreach services to the people in those camps.

During the COVID-19 pandemic, there was a dramatic increase in the cost of housing/rents that could lead to homelessness for individuals and families. Manatee County continues to support programming that is designed to prevent homelessness by assisting homeowners and renters that find themselves behind in mortgage or rental payments with our HUD funding. This type of temporary assistance can help families that truly find themselves in a unique situation that can be remedied by one-time support. Through the HUD funded Homeless Prevention activity, the County has provided housing relocation and stabilization services, and short-term and medium-term rental assistance.

ADDRESSING THE EMERGENCY SHELTER AND TRANSITIONAL HOUSING NEEDS OF HOMELESS PERSONS

As previously stated, one of the County's strategies for preventing and reducing homelessness is to assist non-profit service providers in obtaining additional funding sources for emergency shelters. The primary activities to address homelessness during the 2022/2023 program year is Project Smile and homeless prevention through ESG activities and rapid re-housing. The County received a supplemental allocation of ESG and CDBG funds as authorized by the Coronavirus Aid, Relief, and Economic Security Act (CARES), Public Law 116-136, known as CDBG-CV and ESG-CV. The CDBG-CV funding was distributed to public service agencies to address hygiene stations for our homeless neighbors, temporary food assistance, assistance to individuals experiencing homelessness that need legal services in obtaining birth certificates or government issued identification in order to be able to access housing resources, worker retraining, and homeless outreach to actively engage with unsheltered people in encampments and ensure basic needs and connect them with traditional and COVID-19 related services and resources. Manatee County partnered with The Salvation Army and Turning Points, along with the Palmetto and Bradenton Police Departments and with the Manatee County Sheriff's Office to provide outreach services to the people in those camps.

HELPING LOW-INCOME INDIVIDUALS AND FAMILIES AVOID BECOMING HOMELESS, ESPECIALLY EXTREMELY LOW-INCOME INDIVIDUALS AND FAMILIES AND THOSE WHO ARE: LIKELY TO BECOME HOMELESS AFTER BEING DISCHARGED FROM PUBLICLY FUNDED INSTITUTIONS AND SYSTEMS OF CARE (SUCH AS HEALTH CARE FACILITIES, MENTAL HEALTH FACILITIES, FOSTER CARE AND OTHER YOUTH FACILITIES, AND CORRECTIONS PROGRAMS AND INSTITUTIONS); AND, RECEIVING ASSISTANCE FROM PUBLIC OR PRIVATE AGENCIES THAT ADDRESS HOUSING, HEALTH, SOCIAL SERVICES, EMPLOYMENT, EDUCATION, OR YOUTH NEEDS.

Homeless prevention is a major concern and goal of Manatee County. Strategies outlined in the Consolidated Plan and the specific actions taken by Turning Points, Manatee County will have supported the efforts of the Suncoast Partnership to End Homelessness, Inc.

During this program year, Manatee County coordinated with Suncoast Partnership to End Homelessness, the County's designated Continuum of Care agency and other homeless service providers to continue to implement a cohesive, community-wide discharge coordination policy that can be successfully implemented to ensure that persons being discharged from publicly funded agencies and institutions do not become homeless upon release. Programs currently meeting such need include Turning Points, Our Daily Bread, The Salvation Army, and Catholic Charities.

Throughout the program year, the County continued to coordinate and provide funding to Turning Points and Suncoast Partnership to End Homelessness and its member agencies that offer self-sufficiency training, medical/healthcare, mental health counseling, case management, and other activities to prevent homelessness in populations that may be discharged from systems of care but require housing assistance and continued access to related social services.

Turning Points has a focus on providing wrap around services on site to people who are at risk of homelessness or are literally homeless. When people are discharged from institutions or experience "street" homelessness, they provide assistance with legal, health, social services, employment, and veteran services all in one site.

Monthly meetings of the People Assisting The Homeless (PATH) address agency programs in the community, providing information and education about services available to the low-income population, and what funding is available to assist them into housing – administered by which agency. This community forum enables people to network and make connections directly, enhancing communication between agencies and making direct services referrals for clients.

HELPING HOMELESS PERSONS (ESPECIALLY CHRONICALLY HOMELESS INDIVIDUALS AND FAMILIES, FAMILIES WITH CHILDREN, VETERANS AND THEIR FAMILIES, AND UNACCOMPANIED YOUTH) MAKE THE TRANSITION TO PERMANENT HOUSING AND INDEPENDENT LIVING, INCLUDING SHORTENING THE PERIOD OF TIME THAT INDIVIDUALS AND FAMILIES EXPERIENCE HOMELESSNESS, FACILITATING ACCESS FOR HOMELESS INDIVIDUALS AND FAMILIES TO AFFORDABLE HOUSING UNITS, AND PREVENTING INDIVIDUALS AND FAMILIES WHO WERE RECENTLY HOMELESS FROM BECOMING HOMELESS AGAIN

Another of the County's strategies for preventing and reducing homelessness is to promote and encourage the development of programs that facilitate the transition from homelessness into permanent housing. With ESG funds, in the 2022/2023 program year the County along with the CoC supported homeless prevention and rapid rehousing services for the homeless. The County allocated the entire ESG allocation (less administration costs) of \$153,050 toward homeless services for this program year. Other programs were initiated with CDBG funds such as basic needs assistance, and transportation assistance.

In 2019, in direct response to the COVID-19 pandemic the County repurposed existing CDBG funding in the amount of \$57,152 toward Homeless Outreach. The County received a supplemental allocation of ESG and CDBG funds as authorized by the Coronavirus Aid, Relief, and Economic Security Act (CARES), Public Law 116-136, known as CDBG-CV and ESG-CV. The money spent to date of CDBG-CV funding was allocated to public service agencies to address hygiene stations for our homeless neighbors, assistance to individuals experiencing homelessness that need legal services in obtaining birth certificates or government issued identification in order to be able to access housing resources, and additional homeless outreach to actively engage with unsheltered people in encampments and ensure basic needs and connect them with traditional and COVID-19 related services and resources.

The entire ESG-CV allocation of \$2,703,218 was allocated toward homeless services. The CDBG-CV and ESG-CV funding will continue to provide services into the next program year.

In 2020, the County allocated additional CDBG resources to programs that aid in the mitigation of the impacts of COVID-19 such as food assistance, meals on wheels, and homeless prevention. The County continued to draw-down on these funds and contribute to these activities during the 2022 program year.

Turning Points' focus is on utilizing the Housing First model of permanent housing whenever possible, augmenting this with wrap around services designed to respond to specific needs of each household. The housing first model reduces barriers to getting housed, and much work has been done in an effort to recruit local landlords to participate in this program. An appointed case manager attends landlord monthly meetings, acting as a liaison and troubleshooting for clients so issues are raised before they become major (eviction) concerns. Turning Points maintains a list of affordable housing units for clients to refer to when they are searching for housing and will help locate permanent housing opportunities for clients. Prior to COVID-19 case managers provided home visits to people who are low income – four times in the first month after they have been housed. Included in these visits is a monitoring of the household budget the client developed and providing whatever additional assistance possible they may need to help them transition to living independently in permanent housing. As a result of COVID-19, some the case management visits are held virtually. Those that must be held in person are limited and altered to comply with CDC guidance.

Manatee County is also working to develop a new shelter for homeless persons throughout the county, Under One Roof Family Shelter. This shelter is being funded through HOME-ARP, CDBG-CV, and CDBG sources. The county seeks to work with a local non-profit organization to manage shelter operations and provide wrap-around services for those in need.

CR-30 Public Housing

ACTIONS TAKEN TO ADDRESS THE NEEDS OF PUBLIC HOUSING.

The Manatee County Housing Authority (MCHA) Resident Opportunities and Self-Sufficiency (ROSS) Coordinator requests that participants in the ROSS program complete a Needs Based Assessment to determine the needs of each individual family. The Family Self-Sufficiency Program has participants complete this Needs Based Assessment on a yearly basis in case needs or goals have changed. Additionally, a Resident Association (RA) meeting is held monthly where all residents are urged to attend and express their needs or suggestions for the public housing site where they live.

Discussions at recent RA meetings have been dedicated to finding out what resident's desire at the meetings, as well as how to increase attendance. In addition, a suggestion box is located in the lobby, where any public housing resident can express their needs in an anonymous form.

All current housing programs are available to public housing residents and address the common needs experienced by low-income persons, including public housing residents. In addition, public housing residents are encouraged to participate in the Consolidated Plan and Annual Action Plan development process.

Through late 2016 and early 2017 the MCHA and Manatee County teamed up to develop a joint Assessment of Fair Housing (AFH). Through the development of the AFH plan the County and MCHA staff worked together to develop joint goals and objectives related to Fair Housing. Through this process the County engaged public housing residents through surveys and public meetings. This input proved valuable in developing both the AFH and subsequently the Consolidated Plan.

In the 2019 program year, CDBG funding was used to complete the construction of the Resident Services Center and the rehabilitation of a MCHA housing unit. No current program year funding was used to specifically address public housing.

ACTIONS TAKEN TO ENCOURAGE PUBLIC HOUSING RESIDENTS TO BECOME MORE INVOLVED IN MANAGEMENT AND PARTICIPATE IN HOMEOWNERSHIP.

Several actions are taken to encourage public housing residents to become more involved in management via RA meetings. In the past, a flyer was placed at each residence 3 days before the monthly RA meetings to remind them of the meetings. The monthly newsletter which is also delivered directly to each residence at the beginning of each month also has the meeting date and time listed on a

reminder calendar of events. Another way to keep the RA meeting fresh in the mind of public housing residents is that the meeting is listed on an event calendar that is in the lobby of the Manatee County Housing Authority (MCHA). Some of these protocols may have changed since the beginning of the pandemic.

The housing authority has two separate physical public housing sites. They have experimented with putting more effort to encourage residents at the smaller site to be more involved by holding meetings at their physical location, which means that they do not have to travel in order to be more involved with management.

Several actions have also been taken to encourage public housing residents to participate in homeownership. Residents who participate in the ROSS activities often receive gift cards for participation. Upon receiving said gift card they are asked to think about their financial goals and complete a simple survey. If homeownership is noted as a goal, then they are contacted to discuss the steps needed to get to their goal.

Also, ROSS participants complete a Needs Based Assessment, which requests them to think about and write down their five (5) year goals. If home ownership is noted, once again contact is made to discuss the interim steps needed to make that goal.

To capture those public housing residents who are not part of one of the Self-Sufficiency Programs, the housing authority periodically checks on which families are close to paying market rent. At that time the ROSS Coordinator reaches out to the family to suggest that those rent payments could be mortgage payments and refer the families to further resources (first-time home buyer programs, banks who offer special incentives to those with low-incomes or who consider buying in a low-income area, etc.) If the family needs to work on clearing up poor credit or increasing their credit, we offer assistance in all facets of that from budgeting to assisting with learning how credit works, etc. Lastly, the introductory letters sent to each new resident delineate the services offered by the ROSS program and lets new residents know about all of our services, including assistance with home ownership.

ACTIONS TAKEN TO PROVIDE ASSISTANCE TO TROUBLED PHAS.

The Manatee County Housing Authority is not a troubled PHA; no actions were taken.

DRAFT

CR-35 Other Actions

ACTIONS TAKEN TO REMOVE OR AMELIORATE THE NEGATIVE EFFECTS OF PUBLIC POLICIES THAT SERVE AS BARRIERS TO AFFORDABLE HOUSING SUCH AS LAND USE CONTROLS, TAX POLICIES AFFECTING LAND, ZONING ORDINANCES, BUILDING CODES, FEES AND CHARGES, GROWTH LIMITATIONS, AND POLICIES AFFECTING THE RETURN ON RESIDENTIAL INVESTMENT.

Public policies can have a direct impact on barriers to affordable housing. Manatee County has recognized this fact and has reviewed its own process to expose any barriers or obstacles to developing affordable housing. From this review, a few concerns were noted. These included the review time by the staff and the cost to the developer, the limited code allowances for affordable or workforce housing, and impact fees. To alleviate these concerns, a variety of policies and/or regulations were put into practice. An in-depth description of these policies and regulations are provided within the Consolidated Plan. An overview is outlined here:

Housing Rapid Response Team – assists housing developers who wish to participate in the County’s affordable/workforce housing programs expedite the development and permitting processes.

Manatee County Land Development Code – outlines incentives which may be available to developers of affordable/workforce housing developments. Developers for income-eligible households may seek expedited review and permit processing, review and permit fee refunds, and other incentives, as applicable.

Urban Corridors - Starting in 2016, the County made amendments to the Comprehensive Plan and Land Development Code to improve opportunities for infill, redevelopment and development, along major corridors in strategic areas of the County. The amendments generally provide greater flexibility in the regulations, allow for moderate increases in density and intensity of development, and allow residential and mixed-use development patterns to occur along the corridors. They also ensure that development review is consistent, meaningful, and predictable for staff, the developer, and citizens. In 2017, the Urban Corridors received statewide recognition for allowance of greater densities and building heights while promoting mixed-use and walkability.

Livable Manatee Incentive Program for Qualified New Affordable Housing - Manatee County approved Resolution R-17-069 on August 22, 2017, to enact the Livable Manatee Incentive Program for Qualified New Affordable Housing. This program provides for homeownership and rental incentives to foster the construction of new affordable units and is an improvement and expansion on the previous Affordable Housing Impact Fee Program. Through this program, Manatee County will pay 100% of impact fees for new qualified affordable units and will expedite the corresponding review and permitting process. The resulting development is subject to a Land Use Restriction Agreement to maintain affordability for a designated amount of time.

Additional Comprehensive Plan and Land Development Code Amendments - During the 2017 program year, Manatee County amended its Future Land Use Categories and increased densities in the Comprehensive Plan to further support affordable housing. Changes to the companion Land Development Code were made and were adopted through the public hearing process.

The Manatee County Board of County Commissioners adopted a Resolution on February 24, 2004, establishing the Manatee County Affordable Housing Impact Fee Program. Beginning June 19, 2004, Manatee County began to provide assistance to developers of owner-occupied affordable housing, in the form of reimbursement of a portion of impact fees for the creation of owner-occupied affordable housing for low- to moderate-income households. This incentive is currently under review for expansion of the program to include incentives for the creation of affordable rental units.

The County will provide assistance to make up the difference between the fees for County facilities in effect prior to June 19, 2004, and the fees adopted pursuant to Ordinance 04-19. Additionally, the County is now working toward payment of developer school impact fees for affordable housing development, serving low-to moderate-income households. Manatee County is currently working on revisions to the affordable housing incentives in the Comprehensive Plan and Land Development Code, which will provide enhanced incentives for both owner-occupied and for affordable rental housing.

In subsequent years, Manatee County has provided assistance to make up the difference between the fees in effect prior to Ordinance 04-19.

ACTIONS TAKEN TO ADDRESS OBSTACLES TO MEETING UNDERSERVED NEEDS.

The identified obstacles to meeting underserved needs are lack of resources and lack of affordable poverty level rental units for families. These continue to be obstacles and Manatee County is committed to finding the means to overcome these obstacles.

In addition to seeking methods to address these obstacles, Manatee County is reviewing needs and potential obstacles to identify additional issues and concerns. HIV/AIDS continues to be a concern for the community.

ACTIONS TAKEN TO REDUCE LEAD-BASED PAINT HAZARDS.

During the program year, the Health Department continued to test low-income children for lead poisoning, as well as investigate any cases found. The County continues to meet the requirements of the new lead-based paint regulations by undertaking the actions shown in the five-year strategy.

To date, two staff members have successfully completed the HUD, Office of Lead Hazard Control's, "Visual Assessment Course" training. Participating contractors who have not attended the training continue to be encouraged to obtain training certification in lead-based paint safety procedures.

The County addresses the lead-based paint hazards that are found in all homes rehabilitated with the County's CDBG and/or HOME funds. Only homes that are pre-1978 are subject to the lead-based paint provisions. Many of the homes in Manatee County were constructed after 1978.

The County continues to encourage appropriate staff and participating contractors to attend training and obtain certification in "Lead Based Paint Safe Work Practices" for County construction and rehabilitation projects.

ACTIONS TAKEN TO REDUCE THE NUMBER OF POVERTY-LEVEL FAMILIES.

Most CDBG program funds address the economic needs of low- and moderate-income persons. Many of those programs also address issues such as self-sufficiency, life skill development, and other similar programs that indirectly reduce the number of persons living below the poverty level.

ACTIONS TAKEN TO DEVELOP INSTITUTIONAL STRUCTURE.

The County has in place a strong institutional structure necessary to carry out its housing and community development strategies. The Community and Veterans Services Department administered the CDBG, HOME, and ESG Programs. In conjunction with other County operating departments, the Community and Veterans Services Department also implemented any public works projects proposed by the 5-Year Consolidated Plan or any of the Annual Action Plans.

In conjunction with the policy of the County, all housing and community development programs will include an extensive, year-end performance review and audit. This review helps determine, based upon goals and objectives stated at program initiation, the success of the program. Activities are quantitatively measured against program performance, compliance with overall program goals and requirements are determined, and citizen input regarding program performance will be sought. The CAPER will aid the assurance of meeting program objectives and goals. It will further assist in the planning of long-term program goals, objectives, and activities.

The Manatee County Board of County Commissioners established the Southwest County Improvement District (SWD) under Ordinance No. 14-28. Manatee County's Southwest District Plan improves neighborhoods and redevelops corridors while protecting environmentally sensitive areas, to support

transportation mobility, encourage economic investment and redevelopment, maintain public safety, provide affordable housing options, transform area corridors into vibrant places, assist small business, sustain the involvement of the public and partner with academic institutions to better integrate schools into the fabric of the community.

The Southwest District Plan is steered by civic engagements, public workshops, and direction of the Manatee County Board of County Commissioners, who will continue to hold joint meetings of the Board, Manatee County Southwest District TIF, Bradenton's DDA, and Bradenton's 14th Street CRA to discuss common development trends and possible coordination efforts. The Southwest District Plan will continue to evolve over time with input of the citizens, stakeholders, the Board of County Commissioners, and will be amended as necessary to address economic conditions, market trends and other factors requiring changes.

Staff continues to build experience and knowledge through training and program administration. Staff meets periodically with the City of Bradenton's grant administration personnel to coordinate programming and explore any collaborative initiatives.

ACTIONS TAKEN TO ENHANCE COORDINATION BETWEEN PUBLIC AND PRIVATE HOUSING AND SOCIAL SERVICE AGENCIES.

The Community and Veterans Services Department has continued to coordinate with various community groups to achieve the objectives and goals that have been developed through the public participation process. These groups play a vital role in implementing the Five-Year Consolidated Plan and the Annual Action Plans, annual Performance Reviews, and any proposed Substantial Amendments. All stakeholders are welcomed and encouraged to participate in the implementation of the Community Development Block Grant Program.

Manatee County, the Manatee County Housing Authority, CHDOs, and local non-profit agencies who provide services have been an integral part in the Consolidated planning process, Annual Action Plans, and Assessment of Fair Housing Plan, through focus group meetings and other periodic meetings that are held to discuss the needs of our low- to moderate-income residents of the County.

IDENTIFY ACTIONS TAKEN TO OVERCOME THE EFFECTS OF ANY IMPEDIMENTS IDENTIFIED IN THE JURISDICTIONS ANALYSIS OF IMPEDIMENTS TO FAIR HOUSING CHOICE.

Manatee County is in the process of updating and developing a revised Analysis of Impediments to Fair Housing Choice. It is expected to be completed in the 2024 calendar year.

Goal 1: Identify Opportunities to Reinvest in R/ECAPs to Eliminate Blighted Conditions and Spur Redevelopment. Two Roadway Resurfacing Projects were included in 2017/18 Action Plan and completed in late 2018. A resident's center for the Housing Authority was included in the 2017/18 Action Plan and was completed during the 2019 Program Year, which will provide a venue in the South County R/ECAP for job training, fair housing education, and other programs that will benefit low-income residents in the area. Manatee County continues to invest in a Home Rehabilitation Program. 2 housing units were located within the R/ECAPs in program years 2017 and 2018. In the 2019 program year, one Housing Authority rental property was rehabilitated, while 0 were rehabilitated in program year 2021.

Goal 2: Address Contributing Factors of Poverty and Segregation. In 2019, through ELCs childcare education program, 6 childcare workers within the R/ECAPS were assisted with Credentialing training, to prepare them for better paying jobs. Manatee County is providing Workforce Training opportunities through CareerSource Suncoast who employs Career Coaches who assist career seekers find job leads and training opportunities through the CDBG-CV program and the Workforce Innovation & Opportunity Act (WIOA).

Goal 3: Strengthen Code Enforcement on Substandard Rental Units. Code Enforcement and Substandard Rental Units were not addressed with Program Year 2021 CDBG funding.

Goal 4: Increase Availability of Affordable Housing in Manatee County. Through the County's pre-Livable Manatee affordable housing incentives, 23 single-family affordable housing units were completed in 2017. Through the Livable Manatee Program, \$55,817 of impact fees for 4 new single-family affordable homes were paid for Program Year 2017 and \$281,146 of impact fees for 19 new single-family affordable homes were paid for Program Year 2018. In Program Year 2019, \$123,610 of impact fees for 7 new single-family affordable homes were paid, and in Program Year 2020, 6 single-family homes for \$93,818. Additionally, 120 rental units were completed in Program Year 2019 and another 48 rental units in Program Year 2020. Incentivized by the Livable Manatee Program, several developers are in the process of obtaining development approvals for rental and homeownership

projects that will include affordable housing units. As of September 30, 2021, 46 affordable multifamily rental units are under construction and another 42 units in 2 single-family unit subdivisions.

Goal 5: Expand Fair Housing Education within Manatee County. Through the Gulfcoast Legal Services program legal assistance and fair housing education is being conducted regularly and primarily in the County's two R/ECAPs. In April 2021, Manatee County established Fair Housing Month as a way to promote Fair Housing needs, education, and priorities.

Goal 6: Provide Services that Improve Financial Literacy and Access to Financing for Minority and Low-Income Populations. Through the SHIP program, down payment assistance was provided to income-qualified homebuyers. During program year 2017, 18 clients were assisted and in program year 2018, 15 clients were assisted. Through the SHIP, homebuyer education classes there were 257 persons assisted during 2018, 118 during 2019, and 163 during 2020. During program year 2021, CDBG funds assisted three households with down payment assistance. Additionally, 10 people were supported through financial coaching in the 2021 program year.

Goal 7: Improve the Enforcement of Fair Housing Laws and Ordinances. Through the Gulfcoast Legal Services Program, residents will be more educated in fair housing violations, and will be provided assistance in filing a complaint.

Goal 8: Provide Better Access to Opportunity for Protected Classes through Public Services. Through the ELC childcare education program, pre-K children and their teachers within the County's R/ECAPS were provided with STEAM education, and childcare workers in the R/ECAPs had the opportunity to earn GEDs and additional childcare educational courses. In 2022/2023, Manatee County expended CDBG funding for public services, which served 286 people. This program year also spent down on previously allocated CDBG-CV funding for public services, serving 138 additional people. Manatee Technical College offers Trade School and job placement services to income qualified residents, particularly those who reside in a R/ECAP, to allow opportunity for a better paying job and higher quality of life. Additionally, Manatee County is partnering with CareerSource Suncoast that employs Career Coaches who assist career seekers find job leads and training opportunities through the CDBG-CV program and the Workforce Innovation & Opportunity Act (WIOA).

CR-40 Monitoring

DESCRIBE THE STANDARDS AND PROCEDURES THAT WILL BE USED TO MONITOR ACTIVITIES CARRIED OUT IN FURTHERANCE OF THE PLAN AND WILL BE USED TO ENSURE LONG-TERM COMPLIANCE WITH REQUIREMENTS OF THE PROGRAMS INVOLVED, INCLUDING MINORITY BUSINESS OUTREACH AND COMPREHENSIVE PLANNING REQUIREMENTS.

County staff is responsible for monitoring Federal requirements including Davis-Bacon, Contract Work Hours, Section 3, Minority Business Enterprise, etc. on an ongoing basis. In addition, programmatic and fiscal requirements are monitored and reviewed by staff. Staff monitors all internal expenditures/programs and subrecipient organizations. Compliance is documented through reimbursement requests, informal communication, formal communication, monthly progress reports, quarterly demographic reports, and on-site or virtual formal monitoring visits. Written agreements are prepared and executed for all HUD-funded activities.

Through the development of the CAPER and Annual Action Plan, Manatee County staff can evaluate its progress in meeting the goals and strategies of the Consolidated Plan on an annual basis.

For activities being carried out in furtherance of the Plan, the County will perform on-going monitoring for Federal, State and local contract compliance of each of its sub-recipients at least once a year. Technical assistance will be included with the monitoring. The monitoring program incorporates in-house review of every payment request and progress report.

Manatee County has developed a checklist to assist in the monitoring and oversight of all of the programs and projects funded with CDBG, HOME, and ESG funds. These checklists help ensure consistent and thorough oversight of sub-recipient organizations.

In addition, Manatee County has project-based tracking systems that ensure all phases of the projects are executed properly. To make certain Manatee County continues to meet timeliness tests for the CDBG, HOME, and ESG programs, review of grant applications and continual monitoring of existing projects will be a focus of the administration.

CVS staff continues to monitor affordable housing projects to ensure they meet long-term compliance with housing codes. All monitoring efforts delineated above are being implemented to meet Manatee County's goals and objectives as outlined in the Consolidated Plan.

DESCRIPTION OF THE EFFORTS TO PROVIDE CITIZENS WITH REASONABLE NOTICE AND AN OPPORTUNITY TO COMMENT ON PERFORMANCE REPORTS.

The County publicly advertised that the CAPER was available for review and comment on November 30, 2023, in the Bradenton Herald. The draft report was placed on the County website, at county offices for 15 days (December 1, 2023 – December 15, 2023). One public hearing was conducted with the Board of County Commissioners on December 12, 2023 to discuss the performance report and open the agenda item for public comment. Any public comments received will be included in the Appendix of this document.

CR-45 CDBG 91.520(c)

SPECIFY THE NATURE OF, AND REASONS FOR, ANY CHANGES IN THE JURISDICTION'S PROGRAM OBJECTIVES AND INDICATIONS OF HOW THE JURISDICTION WOULD CHANGE ITS PROGRAMS AS A RESULT OF ITS EXPERIENCES.

During Program Year 2022 there were no substantial changes to the program objectives. This is the first-year report on the 2022/2023 – 2027/2028 Consolidated Plan and the objectives/priority needs established in the Plan are still relevant and needed in Manatee County.

DOES THIS JURISDICTION HAVE ANY OPEN BROWNFIELDS ECONOMIC DEVELOPMENT INITIATIVE(BEDI) GRANTS?

There are currently no open Brownfield Economic Development Initiative (BEDI) grants located within Manatee County, Florida.

CR-50 HOME 91.520(d)

INCLUDE THE RESULTS OF ON-SITE INSPECTIONS OF AFFORDABLE RENTAL HOUSING ASSISTED UNDER THE PROGRAM TO DETERMINE COMPLIANCE WITH HOUSING CODES AND OTHER APPLICABLE REGULATIONS. PLEASE LIST THOSE PROJECTS THAT SHOULD HAVE BEEN INSPECTED ON-SITE THIS PROGRAM YEAR BASED UPON THE SCHEDULE IN 92.504(D). INDICATE WHICH OF THESE WERE INSPECTED AND A SUMMARY OF ISSUES THAT WERE DETECTED DURING THE INSPECTION. FOR THOSE THAT WERE NOT INSPECTED, PLEASE INDICATE THE REASON AND HOW YOU WILL REMEDY THE SITUATION.

Currently, Manatee County has only two affordable rental housing units assisted under HOME.

- 1815 21st Ave. E., Bradenton, FL - completed and inspected on 8/2/17.
- 7612 Bishop Harbor Rd., Palmetto, FL - completed and inspected 8/2/17.

These and any future rental properties assisted with HOME will be inspected as required per 92.504(d) of HUD regulations.

AN ASSESSMENT OF THE JURISDICTION'S AFFIRMATIVE MARKETING ACTIONS FOR HOME UNITS. 92.351(B)

In February 2022, a Notice of Funding Availability (NOFA) was advertised for all housing assistance funded through CDBG for the 2022/2023 program year. In order to be considered for assistance, interested citizens are required to fill out an entry form.

A random drawing, to establish the order in which eligible citizens will be considered for funding, is conducted following the NOFA. Generally funding is reserved for low- or very low-households, with priority given to special needs households (for 20% of the available funding).

DATA ON THE AMOUNT AND USE OF PROGRAM INCOME FOR PROJECTS, INCLUDING THE NUMBER OF PROJECTS AND OWNER AND TENANT CHARACTERISTICS.

During the 2022/2023 program year, Manatee County received program income from the HOME program in the amount of \$26,336.50. Manatee County did not receive program income from the CDBG during the 2022/2023 program year. A total of \$106,358.35 was drawn down in HOME Program Income from previous program years during the 2022/2023 program year. There was no CDBG Program Income available to be spent.

OTHER ACTIONS TAKEN TO FOSTER AND MAINTAIN AFFORDABLE HOUSING. 91.220(K) (STATES ONLY: INCLUDING THE COORDINATION OF LIHTC WITH THE DEVELOPMENT OF AFFORDABLE HOUSING). 91.320(J)

Public policies can have a direct impact on barriers to affordable housing. Manatee County has recognized this fact and has reviewed its own process to expose any barriers or obstacles to developing affordable housing. From this review, a few concerns were noted. These included the review time by the staff and the cost to the developer, the limited code allowances for affordable or workforce housing, and impact fees. To alleviate these concerns, a variety of policies and or regulations were put into practice. An in-depth description of these policies and regulations are provided within the Consolidated Plan. An overview is outlined here:

Housing Rapid Response Team – assists housing developers who wish to participate in the County’s affordable/workforce housing programs expedite the development and permitting processes.

Manatee County Land Development Code – outlines incentives which may be available to developers of affordable/workforce housing developments. Developers for income-eligible households may seek expedited review and permit processing, review and permit fee refunds, and other incentives, as applicable.

Urban Corridors - Starting in 2016, the County made amendments to the Comprehensive Plan and Land Development Code to improve opportunities for infill, redevelopment and development, along major corridors in strategic areas of the County. The amendments generally provide greater flexibility in the regulations, allow for moderate increases in density and intensity of development, and allow residential and mixed-use development patterns to occur along the corridors.

They also ensure that development review is consistent, meaningful, and predictable for staff, the developer, and citizens. In 2017, the Urban Corridors received statewide recognition for allowance of greater densities and building heights while promoting mixed-use and walkability.

Livable Manatee Incentive Program for Qualified New Affordable Housing - Manatee County approved Resolution R-17-069 on August 22, 2017, to enact the Livable Manatee Incentive Program for Qualified New Affordable Housing. This program provides for homeownership and rental incentives to foster the construction of new affordable units and is an improvement and expansion on the previous Affordable Housing Impact Fee Program. Through this program, Manatee County will pay 100% of impact fees for new qualified affordable units and will expedite the corresponding review and permitting process. The resulting development is subject to a Land Use Restriction Agreement to maintain affordability for a designated amount of time.

Additional Comprehensive Plan and Land Development Code Amendments - During the 2017 program year, Manatee County amended its Future Land Use Categories and increased densities in the Comprehensive Plan to further support affordable housing. Changes to the companion Land Development Code were made and were adopted through the public hearing process.

The Manatee County Board of County Commissioners adopted a Resolution on February 24, 2004, establishing the Manatee County Affordable Housing Impact Fee Program. Beginning June 19, 2004, Manatee County began to provide assistance to developers of owner-occupied affordable housing, in the form of reimbursement of a portion of impact fees for the creation of owner-occupied affordable housing for low- to moderate-income households. This incentive is currently under review for expansion of the program to include incentives for the creation of affordable rental units.

The County will provide assistance to make up the difference between the fees for County facilities in effect prior to June 19, 2004, and the fees adopted pursuant to Ordinance 04-19. Additionally, the County is now working toward payment of developer school impact fees for affordable housing development, serving low-to moderate-income households. Manatee County is currently working on revisions to the affordable housing incentives in the Comprehensive Plan and Land Development Code, which will provide enhanced incentives for both owner-occupied and for affordable rental housing.

In subsequent years, Manatee County has provided assistance to make up the difference between the fees in effect prior to Ordinance 04-19.

CR-58 Section 3

Section 3 projects are housing rehabilitation, housing construction, and other public construction projects assisted under HUD programs that provide housing and community development financial assistance when the total amount of assistance to the project exceeds a threshold of \$200,000.

TABLE 13: SECTION 3

	CDBG	HOME	ESG
Total Number of Activities	4	0	0
Total Labor Hours	3,860	0	0
Total Section 3 Worker Hours	2,825	0	0
Total Targeted Section 3 Worker Hours	168	0	0

Table 13 – Section 3

NARRATIVE

During the 2022/2023 program year, the Real Vision and Poling Gardens projects during the program year are subject to Section 3 reporting. The Washington Park project has been paused in the search for a contractor. Work is expected to resume before the end of the 2023 calendar year.

CR-60 ESG 91.520 (ESG Recipients Only)

RECIPIENT INFORMATION – ALL RECIPIENTS COMPLETE

Basic Grant Information	
RECIPIENT NAME	Manatee County
ORGANIZATIONAL DUNS NUMBER	077594810
EIN/TIN NUMBER	596000727
IDENTIFY THE FIELD OFFICE	JACKSONVILLE
IDENTIFY COC(S) IN WHICH THE RECIPIENT OR SUBRECIPIENT(S) WILL PROVIDE ESG ASSISTANCE	Sarasota/Bradenton/Manatee, Sarasota Counties CoC
ESG Contact Name	
PREFIX	Ms.
FIRST NAME	Julia
MIDDLE NAME	H.
LAST NAME	Vieira
SUFFIX	-
TITLE	Community Development Project Manager
ESG Contact Address	
STREET ADDRESS 1	1112 Manatee Ave W
STREET ADDRESS 2	C/O Manatee County Community & Veterans Services Department
CITY	Bradenton
STATE	Florida
ZIP CODE	34205
PHONE NUMBER	(941) 745-4501
EXTENSION	1266
FAX NUMBER	-
EMAIL ADDRESS	julia.vieira@mymanatee.org

REPORTING PERIOD – ALL RECIPIENTS COMPLETE

Reporting Period	
PROGRAM YEAR START DATE	10/01/2022
PROGRAM YEAR END DATE	09/30/2023

SUBRECIPIENT FORM – COMPLETE ONE FORM FOR EACH SUBRECIPIENT

Subrecipient Form	
SUBRECIPIENT OR CONTRACTOR NAME	Suncoast Partnership to End Homelessness
CITY	Sarasota
STATE	FL
ZIP CODE	34234
DUNS Number	610943651
IS SUBRECIPIENT A VICTIM SERVICES PROVIDER	No
SUBRECIPIENT ORGANIZATION TYPE	Continuum of Care – Non-Profit
ESG SUBGRANT or CONTRACT AWARD AMOUNT	\$153,064

DRAFT

CR-65 Persons Assisted

PERSONS SERVED

TABLE 14: HOMELESSNESS PREVENTION ACTIVITIES – PERSONS SERVED

Number of Persons in Households	Total
Adults	25
Children	23
Don't Know/Refused/Other	0
Missing Information	0
Total	48

Table 14 – Household Information for Homeless Prevention Activities

TABLE 15: RAPID RE-HOUSING ACTIVITIES – PERSONS SERVED

Number of Persons in Households	Total
Adults	0
Children	0
Don't Know/Refused/Other	0
Missing Information	0
Total	0

Table 15 – Household Information for Rapid Re-Housing Activities

TABLE 16: SHELTER INFORMATION

Number of Persons in Households	Total
Adults	0
Children	0
Don't Know/Refused/Other	0
Missing Information	0
Total	0

Table 16 – Shelter Information

TABLE 17: STREET OUTREACH – PERSONS SERVED

Number of Persons in Households	Total
Adults	0
Children	0
Don't Know/Refused/Other	0
Missing Information	0
Total	0

Table 17 – Household Information for Street Outreach

TABLE 18: TOTALS FOR ALL PERSONS SERVED WITH ESG

Number of Persons in Households	Total
Adults	25
Children	23
Don't Know/Refused/Other	0
Missing Information	0
Total	48

Table 18 – Household Information for Persons Served with ESG

TABLE 19: GENDER – COMPELTE FOR ALL ACTIVITIES

Number of Persons in Households	Male	Female	Transgender
Adults	0	0	0
Children	0	0	0
Don't Know/Refused/Other	18	30	0
Missing Information	0	0	0
Total	18	30	0

Table 19 – Gender Information

TABLE 20: AGE – COMPLETE FOR ALL ACTIVITIES

Number of Persons in Households	Under 18	18 – 24	25 – 64	Over 65
Adults	0	0	0	0
Children	0	0	0	0
Don't Know/Refused/Other	23	0	21	4
Missing Information	0	0	0	0
Total	23	0	21	4

Table 20 – Age Information

TABLE 21: SPECIAL POPULATIONS SERVED – NUMBER OF PERSONS IN HOUSEHOLDS

Subpopulation	Total	Total Persons Served – Prevention	Total Persons Served – RRH	Total Persons Served in Emergency Shelters
Veterans	25	25	-	-
Victims of Domestic Violence	1	1	-	-
Elderly	0	0	-	-
HIV/AIDS	0	0	-	-
Chronically Homeless	0	0	-	-
Persons with Disabilities:				
Severely Mentally Ill	0	0	-	-
Chronic Substance Abuse	1	1	-	-
Other Disability	8	8	-	-
Total (Unduplicated if possible)	9	9	-	-

Table 21 – Special Population Served

CR-70 Assistance Provided and Outcomes

TABLE 22: SHELTER UTILIZATION

	Number of Units
Number of Beds - Rehabbed	0
Number of Beds - Conversion	0
Total Number of Bed-Nights Available	0
Total Number of Bed-Nights Provided	0
Capacity Utilization	0%

Table 22 – Shelter Utilization

**OTHER ACTIONS TAKEN TO FOSTER AND MAINTAIN AFFORDABLE HOUSING. 91.220(K)
 (STATES ONLY: INCLUDING THE COORDINATION OF LIHTC WITH THE DEVELOPMENT OF
 AFFORDABLE HOUSING). 91.320(J)**

N/A

CR-75 Expenditures

TABLE 23: ESG EXPENDITURES FOR HOMELESS PREVENTION

Dollar Amount of Expenditures in Program Year	2020	2021	2022
Expenditures for Rental Assistance	\$175,239	\$0	\$128,743.91
Expenditures for Housing Relocation and Stabilization Services - Financial Assistance	\$16,035	\$5,213.96	\$6,612.34
Expenditures for Housing Relocation & Stabilization Services - Services	\$22,290	\$1,338.75	\$13,563.75
Expenditures for Homeless Prevention under Emergency Shelter Grants Program	\$0	\$0	0
Subtotal Homelessness Prevention	\$213,564	\$6,552.71	\$148,920.00

Table 23 – ESG Expenditures for Homeless Prevention

TABLE 24: ESG EXPENDITURES FOR RAPID RE-HOUSING

Dollar Amount of Expenditures in Program Year	2020	2021	2022
Expenditures for Rental Assistance	\$0	\$0	\$0
Expenditures for Housing Relocation and Stabilization Services - Financial Assistance	\$0	\$0	\$0
Expenditures for Housing Relocation & Stabilization Services - Services	\$0	\$0	\$0
Expenditures for Homeless Prevention under Emergency Shelter Grants Program	\$0	\$0	\$0
Subtotal Rapid Re-Housing	\$0	\$0	\$0

Table 24 – ESG Expenditures for Homeless Prevention

TABLE 25: ESG EXPENDITURES FOR EMERGENCY SHELTER

Dollar Amount of Expenditures in Program Year	2020	2021	2022
Essential Services	\$0	\$0	\$0
Operations	\$0	\$0	\$0
Renovation	\$0	\$0	\$0
Major Rehab	\$0	\$0	\$0
Conversion	\$0	\$0	\$0
Subtotal	\$0	\$0	\$0

Table 25 – ESG Expenditures for Emergency Shelter

TABLE 26: OTHER GRANT EXPENDITURES

Dollar Amount of Expenditures in Program Year	2020	2021	2022
Street Outreach	\$0	\$0	\$0
HMIS	\$1,800	\$0	\$1,200
Administration	\$13,049	\$59.79	\$25,135.58
Subtotal	\$14,849	\$59.79	\$16,335.58

Table 26 – Other Grant Expenditures

TABLE 27: TOTAL ESG FUNDS EXPENDED

Total ESG Funds Expended	2020	2021	2022
Total	\$228,413	\$6,612.50	\$175,255.58

Table 27 – Total ESG Funds Expended

TABLE 28: MATCH SOURCE

Dollar Amount of Expenditures in Program Year	2020	2021	2022
Other Non-ESG HUD Funds	\$0	\$0	\$0
Other Federal Funds	\$0	\$0	\$0
State Government	\$0	\$0	\$0
Local Government	\$13,049	\$0	\$25,135.58
Private Funds	\$0	\$0	\$0
Other	\$215,364	\$140,892.49	\$150,120
Fees	\$0	\$0	\$0
Program Income	\$0	\$0	\$0
Total Match Amount	\$228,413	\$140,892.49	\$175,255.58

Table 28 – Match Source

TABLE 29: TOTAL

Total ESG Funds Expended on ESG Activities	2020	2021	2022
Total	\$456,826	\$6,612.50	350,511.16

Table 29 – Total Amount of Funds Expended on ESG Activities



Appendix

1. Financial Reports
 2. Public Participation
 3. Electronic ESG CAPER (SAGE Report)
 4. Maps
- DRAFT*

Financial Reports

DRAFT



PART I: SUMMARY OF CDBG RESOURCES

01 UNEXPENDED CDBG FUNDS AT END OF PREVIOUS PROGRAM YEAR	5,657,184.84
02 ENTITLEMENT GRANT	1,787,068.00
03 SURPLUS URBAN RENEWAL	0.00
04 SECTION 108 GUARANTEED LOAN FUNDS	0.00
05 CURRENT YEAR PROGRAM INCOME	0.00
05a CURRENT YEAR SECTION 108 PROGRAM INCOME (FOR SI TYPE)	0.00
06 FUNDS RETURNED TO THE LINE-OF-CREDIT	0.00
06a FUNDS RETURNED TO THE LOCAL CDBG ACCOUNT	0.00
07 ADJUSTMENT TO COMPUTE TOTAL AVAILABLE	0.00
08 TOTAL AVAILABLE (SUM, LINES 01-07)	7,444,252.84

PART II: SUMMARY OF CDBG EXPENDITURES

09 DISBURSEMENTS OTHER THAN SECTION 108 REPAYMENTS AND PLANNING/ADMINISTRATION	2,765,002.89
10 ADJUSTMENT TO COMPUTE TOTAL AMOUNT SUBJECT TO LOW/MOD BENEFIT	0.00
11 AMOUNT SUBJECT TO LOW/MOD BENEFIT (LINE 09 + LINE 10)	2,765,002.89
12 DISBURSED IN IDIS FOR PLANNING/ADMINISTRATION	234,525.79
13 DISBURSED IN IDIS FOR SECTION 108 REPAYMENTS	0.00
14 ADJUSTMENT TO COMPUTE TOTAL EXPENDITURES	0.00
15 TOTAL EXPENDITURES (SUM, LINES 11-14)	2,999,528.68
16 UNEXPENDED BALANCE (LINE 08 - LINE 15)	4,444,724.16

PART III: LOWMOD BENEFIT THIS REPORTING PERIOD

17 EXPENDED FOR LOW/MOD HOUSING IN SPECIAL AREAS	0.00
18 EXPENDED FOR LOW/MOD MULTI-UNIT HOUSING	0.00
19 DISBURSED FOR OTHER LOW/MOD ACTIVITIES	1,631,981.19
20 ADJUSTMENT TO COMPUTE TOTAL LOW/MOD CREDIT	1,133,021.70
21 TOTAL LOW/MOD CREDIT (SUM, LINES 17-20)	2,765,002.89
22 PERCENT LOW/MOD CREDIT (LINE 21/LINE 11)	100.00%

LOW/MOD BENEFIT FOR MULTI-YEAR CERTIFICATIONS

23 PROGRAM YEARS(PY) COVERED IN CERTIFICATION	PY: PY: PY:
24 CUMULATIVE NET EXPENDITURES SUBJECT TO LOW/MOD BENEFIT CALCULATION	0.00
25 CUMULATIVE EXPENDITURES BENEFITING LOW/MOD PERSONS	0.00
26 PERCENT BENEFIT TO LOW/MOD PERSONS (LINE 25/LINE 24)	0.00%

PART IV: PUBLIC SERVICE (PS) CAP CALCULATIONS

27 DISBURSED IN IDIS FOR PUBLIC SERVICES	381,386.31
28 PS UNLIQUIDATED OBLIGATIONS AT END OF CURRENT PROGRAM YEAR	125,787.28
29 PS UNLIQUIDATED OBLIGATIONS AT END OF PREVIOUS PROGRAM YEAR	224,952.59
30 ADJUSTMENT TO COMPUTE TOTAL PS OBLIGATIONS	(61,671.82)
31 TOTAL PS OBLIGATIONS (LINE 27 + LINE 28 - LINE 29 + LINE 30)	220,549.18
32 ENTITLEMENT GRANT	1,787,068.00
33 PRIOR YEAR PROGRAM INCOME	0.00
34 ADJUSTMENT TO COMPUTE TOTAL SUBJECT TO PS CAP	0.00
35 TOTAL SUBJECT TO PS CAP (SUM, LINES 32-34)	1,787,068.00
36 PERCENT FUNDS OBLIGATED FOR PS ACTIVITIES (LINE 31/LINE 35)	12.34%

PART V: PLANNING AND ADMINISTRATION (PA) CAP

37 DISBURSED IN IDIS FOR PLANNING/ADMINISTRATION	234,525.79
38 PA UNLIQUIDATED OBLIGATIONS AT END OF CURRENT PROGRAM YEAR	384,704.26
39 PA UNLIQUIDATED OBLIGATIONS AT END OF PREVIOUS PROGRAM YEAR	261,817.05
40 ADJUSTMENT TO COMPUTE TOTAL PA OBLIGATIONS	0.00
41 TOTAL PA OBLIGATIONS (LINE 37 + LINE 38 - LINE 39 +LINE 40)	357,413.00
42 ENTITLEMENT GRANT	1,787,068.00
43 CURRENT YEAR PROGRAM INCOME	0.00
44 ADJUSTMENT TO COMPUTE TOTAL SUBJECT TO PA CAP	0.00
45 TOTAL SUBJECT TO PA CAP (SUM, LINES 42-44)	1,787,068.00
46 PERCENT FUNDS OBLIGATED FOR PA ACTIVITIES (LINE 41/LINE 45)	20.00%



LINE 17 DETAIL: ACTIVITIES TO CONSIDER IN DETERMINING THE AMOUNT TO ENTER ON LINE 17

No data returned for this view. This might be because the applied filter excludes all data.

LINE 18 DETAIL: ACTIVITIES TO CONSIDER IN DETERMINING THE AMOUNT TO ENTER ON LINE 18

Plan Year	IDIS Project	IDIS	Activity	Activity Name	Matrix Code	National Objective	Drawn Amount
2019	1	489		Poling Gardens - Habitat for Humanity Infrastructure	03J	LMH	\$1,133,021.70
					03J	Matrix Code	\$1,133,021.70
Total							\$1,133,021.70

LINE 19 DETAIL: ACTIVITIES INCLUDED IN THE COMPUTATION OF LINE 19

Plan Year	IDIS Project	IDIS Activity	Voucher Number	Activity Name	Matrix Code	National Objective	Drawn Amount
2018	1	427	6780533	Manatee County Washington Park	03F	LMA	\$157,919.08
2018	1	427	6796907	Manatee County Washington Park	03F	LMA	\$7,980.10
					03F	Matrix Code	\$165,899.18
2019	32	463	6683621	COVID-19 Homeless Outreach	03T	LMC	\$11,986.48
					03T	Matrix Code	\$11,986.48
2020	14	502	6839359	2020 Real Vision Barber Facility Improvement	03Z	LMA	\$155,639.70
					03Z	Matrix Code	\$155,639.70
2020	16	512	6731477	COVID-19 Food Assistance #3	05A	LMC	\$15,289.14
2020	16	512	6731718	COVID-19 Food Assistance #3	05A	LMC	\$31,081.86
2020	16	519	6732025	Aid to private organizations (COVID-19 Food Assistance #3 - second activity)	05A	LMC	\$95.88
2020	16	519	6751299	Aid to private organizations (COVID-19 Food Assistance #3 - second activity)	05A	LMC	\$1,647.06
2020	16	519	6780486	Aid to private organizations (COVID-19 Food Assistance #3 - second activity)	05A	LMC	\$1,571.40
2021	2	494	6683646	2021 Unfunded Senior Meals	05A	LMC	\$16,610.28
2021	2	494	6731459	2021 Unfunded Senior Meals	05A	LMC	\$3,299.94
2021	2	494	6731698	2021 Unfunded Senior Meals	05A	LMC	\$3,206.82
2021	3	495	6683653	2021 Alleans Loving Care	05A	LMC	\$23,520.00
2021	3	495	6731459	2021 Alleans Loving Care	05A	LMC	\$14,160.00
2022	2	521	6780520	2022/23 Meals On Wheels Unfunded Senior Meals	05A	LMC	\$19,922.65
2022	2	521	6839401	2022/23 Meals On Wheels Unfunded Senior Meals	05A	LMC	\$7,247.90
2022	3	520	6839401	2022/23 AM FM Allean's Loving Care	05A	LMC	\$25,850.00
					05A	Matrix Code	\$163,502.93
2021	5	498	6683649	2021 Housing Legal Services	05C	LMC	\$14,067.80
2021	5	498	6731459	2021 Housing Legal Services	05C	LMC	\$3,273.60
2021	5	498	6731698	2021 Housing Legal Services	05C	LMC	\$3,912.20
2021	5	498	6780516	2021 Housing Legal Services	05C	LMC	\$28,095.92
2022	4	522	6780520	2022/23 Gulfcoast Legal Housing Legal Service	05C	LMC	\$29,481.00
2022	4	522	6796905	2022/23 Gulfcoast Legal Housing Legal Service	05C	LMC	\$21,731.00
2022	4	522	6839401	2022/23 Gulfcoast Legal Housing Legal Service	05C	LMC	\$7,105.20
					05C	Matrix Code	\$107,666.72
2021	1	492	6683651	2021 Project Smile	05M	LMC	\$6,734.00
2021	1	492	6731459	2021 Project Smile	05M	LMC	\$3,325.00
2021	1	492	6731698	2021 Project Smile	05M	LMC	\$1,765.00
2021	1	492	6780516	2021 Project Smile	05M	LMC	\$40,980.00
2022	1	523	6780520	2022/23 Turning Points - Project Smile	05M	LMC	\$12,960.00
2022	1	523	6796905	2022/23 Turning Points - Project Smile	05M	LMC	\$6,454.00
2022	1	523	6839401	2022/23 Turning Points - Project Smile	05M	LMC	\$3,003.00
					05M	Matrix Code	\$75,221.00
2022	5	518	6839401	CDBG Salvation Army - Homeless Prevention/Emergency Assistance	05Q	LMC	\$23,009.18
					05Q	Matrix Code	\$23,009.18
2020	13	485	6780511	2020 Homeowner Downpayment Assistance Program	13B	LMH	\$69,500.00
2020	13	485	6796922	2020 Homeowner Downpayment Assistance Program	13B	LMH	\$69,506.00
					13B	Matrix Code	\$139,006.00
2017	5	478	6780722	Goff Rehabilitation - 425 41st Street Blvd East Palmetto, 34221	14A	LMH	\$10.00
2017	5	503	6690556	703 38th St W Bradenton - Salmons	14A	LMH	\$74,533.12
2017	5	503	6693879	703 38th St W Bradenton - Salmons	14A	LMH	\$107.00
2017	5	503	6731477	703 38th St W Bradenton - Salmons	14A	LMH	\$28,330.00
2017	5	503	6731718	703 38th St W Bradenton - Salmons	14A	LMH	\$332.10
2017	5	503	6732757	703 38th St W Bradenton - Salmons	14A	LMH	\$1,400.00
2017	5	503	6751299	703 38th St W Bradenton - Salmons	14A	LMH	\$59,990.00
2017	5	505	6683501	4604 3rd Ave West - Smith-Warzyk	14A	LMH	\$9,942.00



Office of Community Planning and Development
 U.S. Department of Housing and Urban Development
 Integrated Disbursement and Information System
 PR26 - CDBG Financial Summary Report
 Program Year 2022
 MANATEE COUNTY , FL

DATE: 12-01-23
 TIME: 8:25
 PAGE: 3

Plan Year	IDIS Project	IDIS Activity	Voucher Number	Activity Name	Matrix Code	National Objective	Drawn Amount	
2017	5	505	6693864	4604 3rd Ave West - Smith-Warzyk	14A	LMH	\$525.00	
2017	5	505	6693871	4604 3rd Ave West - Smith-Warzyk	14A	LMH	\$8,646.60	
2017	5	505	6731480	4604 3rd Ave West - Smith-Warzyk	14A	LMH	\$55,530.00	
2017	5	505	6731906	4604 3rd Ave West - Smith-Warzyk	14A	LMH	\$56,853.00	
2017	5	505	6732022	4604 3rd Ave West - Smith-Warzyk	14A	LMH	\$978.00	
2017	5	505	6751299	4604 3rd Ave West - Smith-Warzyk	14A	LMH	\$43,733.40	
2017	5	505	6780506	4604 3rd Ave West - Smith-Warzyk	14A	LMH	\$105.00	
2017	5	506	6683503	916 42nd Street West - Pope	14A	LMH	\$49,521.60	
2017	5	506	6731718	916 42nd Street West - Pope	14A	LMH	\$11,711.90	
2017	5	506	6780506	916 42nd Street West - Pope	14A	LMH	\$10.00	
2017	5	507	6683505	616 29th Avenue West - Davis	14A	LMH	\$23,238.00	
2017	5	507	6731718	616 29th Avenue West - Davis	14A	LMH	\$32,398.20	
2017	5	507	6751299	616 29th Avenue West - Davis	14A	LMH	\$15,626.80	
2017	5	508	6693790	2307 18th Street East - Peoples	14A	LMH	\$96.68	
2017	5	508	6693875	2307 18th Street East - Peoples	14A	LMH	\$17,605.60	
2017	5	508	6731477	2307 18th Street East - Peoples	14A	LMH	\$16,788.60	
2017	5	508	6731490	2307 18th Street East - Peoples	14A	LMH	\$39,191.40	
2017	5	508	6731906	2307 18th Street East - Peoples	14A	LMH	\$321.00	
2017	5	508	6751253	2307 18th Street East - Peoples	14A	LMH	\$107.00	
2017	5	508	6751299	2307 18th Street East - Peoples	14A	LMH	\$49,485.40	
2017	5	508	6780496	2307 18th Street East - Peoples	14A	LMH	\$24,883.92	
2017	5	508	6780509	2307 18th Street East - Peoples	14A	LMH	\$23,183.08	
2017	5	508	6796896	2307 18th Street East - Peoples	14A	LMH	\$141.22	
2017	5	508	6839344	2307 18th Street East - Peoples	14A	LMH	\$10.00	
2017	5	509	6684187	1103 31st Street Court East - Myles	14A	LMH	\$924.00	
2017	5	509	6731906	1103 31st Street Court East - Myles	14A	LMH	\$65,148.10	
2017	5	509	6751253	1103 31st Street Court East - Myles	14A	LMH	\$107.00	
2017	5	509	6751299	1103 31st Street Court East - Myles	14A	LMH	\$8,708.40	
2017	5	509	6796893	1103 31st Street Court East - Myles	14A	LMH	\$10.00	
2017	5	524	6796893	3608 4th Ave West Palmetto - Pastor	14A	LMH	\$70.26	
2017	5	524	6796902	3608 4th Ave West Palmetto - Pastor	14A	LMH	\$485.52	
2017	5	524	6839354	3608 4th Ave West Palmetto - Pastor	14A	LMH	\$67,294.60	
2017	5	530	6796902	4011 36th Avenue East - G. Ashe	14A	LMH	\$1,966.50	
						14A	Matrix Code	\$790,050.00
Total								\$1,631,981.19

LINE 27 DETAIL: ACTIVITIES INCLUDED IN THE COMPUTATION OF LINE 27

Plan Year	IDIS Project	IDIS Activity	Voucher Number	Activity to prevent, prepare for, and respond to Coronavirus	Activity Name	Grant Number	Fund Type	Matrix Code	National Objective	Drawn Amount	
2019	32	463	6683621	Yes	COVID-19 Homeless Outreach	B19UC120018	EN	03T	LMC	\$11,986.48	
									03T	Matrix Code	\$11,986.48
2020	16	512	6731477	Yes	COVID-19 Food Assistance #3	B18UC120018	EN	05A	LMC	\$15,289.14	
2020	16	512	6731718	Yes	COVID-19 Food Assistance #3	B18UC120018	EN	05A	LMC	\$31,081.86	
2020	16	519	6732025	Yes	Aid to private organizations (COVID-19 Food Assistance #3 - second activity)	B17UC120018	EN	05A	LMC	\$95.88	
2020	16	519	6751299	Yes	Aid to private organizations (COVID-19 Food Assistance #3 - second activity)	B17UC120018	EN	05A	LMC	\$1,647.06	
2020	16	519	6780486	Yes	Aid to private organizations (COVID-19 Food Assistance #3 - second activity)	B17UC120018	EN	05A	LMC	\$1,571.40	
2021	2	494	6683646	No	2021 Unfunded Senior Meals	B21UC120018	EN	05A	LMC	\$16,610.28	
2021	2	494	6731459	No	2021 Unfunded Senior Meals	B21UC120018	EN	05A	LMC	\$3,299.94	
2021	2	494	6731698	No	2021 Unfunded Senior Meals	B21UC120018	EN	05A	LMC	\$3,206.82	
2021	3	495	6683653	No	2021 Alleans Loving Care	B21UC120018	EN	05A	LMC	\$23,520.00	
2021	3	495	6731459	No	2021 Alleans Loving Care	B21UC120018	EN	05A	LMC	\$14,160.00	
2022	2	521	6780520	No	2022/23 Meals On Wheels Unfunded Senior Meals	B22UC120018	EN	05A	LMC	\$19,922.65	
2022	2	521	6839401	No	2022/23 Meals On Wheels Unfunded Senior Meals	B22UC120018	EN	05A	LMC	\$7,247.90	
2022	3	520	6839401	No	2022/23 AM FM Allean's Loving Care	B22UC120018	EN	05A	LMC	\$25,850.00	
									05A	Matrix Code	\$163,502.93
2021	5	498	6683649	No	2021 Housing Legal Services	B21UC120018	EN	05C	LMC	\$14,067.80	
2021	5	498	6731459	No	2021 Housing Legal Services	B21UC120018	EN	05C	LMC	\$3,273.60	
2021	5	498	6731698	No	2021 Housing Legal Services	B21UC120018	EN	05C	LMC	\$3,912.20	
2021	5	498	6780516	No	2021 Housing Legal Services	B21UC120018	EN	05C	LMC	\$28,095.92	
2022	4	522	6780520	No	2022/23 Gulfcoast Legal Housing Legal Service	B22UC120018	EN	05C	LMC	\$29,481.00	
2022	4	522	6796905	No	2022/23 Gulfcoast Legal Housing Legal Service	B22UC120018	EN	05C	LMC	\$21,731.00	
2022	4	522	6839401	No	2022/23 Gulfcoast Legal Housing Legal Service	B22UC120018	EN	05C	LMC	\$7,105.20	
									05C	Matrix Code	\$107,666.72
2021	1	492	6683651	No	2021 Project Smile	B21UC120018	EN	05M	LMC	\$6,734.00	



Office of Community Planning and Development
 U.S. Department of Housing and Urban Development
 Integrated Disbursement and Information System
 PR26 - CDBG Financial Summary Report
 Program Year 2022
 MANATEE COUNTY , FL

DATE: 12-01-23
 TIME: 8:25
 PAGE: 4

Plan Year	IDIS Project	IDIS Activity	Voucher Number	Activity to prevent, prepare for, and respond to Coronavirus	Activity Name	Grant Number	Fund Type	Matrix Code	National Objective	Drawn Amount
2021	1	492	6731459	No	2021 Project Smile	B21UC120018	EN	05M	LMC	\$3,325.00
2021	1	492	6731698	No	2021 Project Smile	B21UC120018	EN	05M	LMC	\$1,765.00
2021	1	492	6780516	No	2021 Project Smile	B21UC120018	EN	05M	LMC	\$40,980.00
2022	1	523	6780520	No	2022/23 Turning Points - Project Smile	B22UC120018	EN	05M	LMC	\$12,960.00
2022	1	523	6796905	No	2022/23 Turning Points - Project Smile	B22UC120018	EN	05M	LMC	\$6,454.00
2022	1	523	6839401	No	2022/23 Turning Points - Project Smile	B22UC120018	EN	05M	LMC	\$3,003.00
2022	5	518	6839401	No	CDBG Salvation Army - Homeless Prevention/Emergency Assistance	B22UC120018	EN	05Q	LMC	\$23,009.18
									05M Matrix Code	\$75,221.00
									05Q Matrix Code	\$23,009.18
									No Activity to prevent, prepare for, and respond to Coronavirus	\$319,714.49
									Yes Activity to prevent, prepare for, and respond to Coronavirus	\$61,671.82
Total										\$381,386.31

LINE 37 DETAIL: ACTIVITIES INCLUDED IN THE COMPUTATION OF LINE 37

Plan Year	IDIS Project	IDIS Activity	Voucher Number	Activity Name	Matrix Code	National Objective	Drawn Amount
2021	9	500	6683644	2021 CDBG General Administration/Planning	21A		\$92,812.07
2021	9	500	6731459	2021 CDBG General Administration/Planning	21A		\$25,181.64
2021	9	500	6731698	2021 CDBG General Administration/Planning	21A		\$9,440.94
2021	9	500	6751300	2021 CDBG General Administration/Planning	21A		\$8,067.93
2021	9	500	6780516	2021 CDBG General Administration/Planning	21A		\$18,938.37
2021	9	500	6796904	2021 CDBG General Administration/Planning	21A		\$18,391.72
2021	9	500	6840977	2021 CDBG General Administration/Planning	21A		\$16,314.65
2022	7	529	6758468	2022 CDBG General Administration/Planning	21A		\$8,883.04
2022	7	529	6780520	2022 CDBG General Administration/Planning	21A		\$13,334.78
2022	7	529	6796905	2022 CDBG General Administration/Planning	21A		\$23,160.65
						21A Matrix Code	\$234,525.79
Total							\$234,525.79

Public Participation

DRAFT



Beaufort Gazette
 Belleville News-Democrat
 Bellingham Herald
 Bradenton Herald
 Centre Daily Times
 Charlotte Observer
 Columbus Ledger-Enquirer
 Fresno Bee

The Herald - Rock Hill
 Herald Sun - Durham
 Idaho Statesman
 Island Packet
 Kansas City Star
 Lexington Herald-Leader
 Merced Sun-Star
 Miami Herald

el Nuevo Herald - Miami
 Modesto Bee
 Raleigh News & Observer
 The Olympian
 Sacramento Bee
 Fort Worth Star-Telegram
 The State - Columbia
 Sun Herald - Biloxi

Sun News - Myrtle Beach
 The News Tribune Tacoma
 The Telegraph - Macon
 San Luis Obispo Tribune
 Tri-City Herald
 Wichita Eagle

AFFIDAVIT OF PUBLICATION

Account #	Order Number	Identification	Order PO	Amount	Cols	Depth
33901	217454	Print Legal Ad - IPL0060461		\$99.45	1	84 L

Attention: Susan Bigham
 MANATEE COUNTY GOVERNMENT/REDEVELOPMENT AND ECONOMIC OPPORTUNITY
 DEPARTMENT
 1112 MANATEE AVE W SUITE 300
 BRADENTON, FL 34205

**PUBLIC NOTICE
 NOTICE OF FUNDING AVAILABILITY
 MANATEE COUNTY, FLORIDA
 Community Development Block
 Grant (CDBG)**

Manatee County is anticipating an allocation from the Department of Housing and Urban Development (HUD) in an estimated amount of \$1,900,000 for the 2022-23 program year CDBG program. This allocation is an estimate based upon the 2021-22 funding year and is subject to change. (A maximum of 20% of the funds may be used for program planning and administration.) The CDBG program is primarily designed to help those residents who are of low- and/or moderate-income within CDBG eligible areas or for households who income qualifies.

During January and February of 2022, public focus group meetings were held to solicit stakeholder/citizen comments on Manatee County's low and moderate-income housing and community development needs, provide information about the eligibility of various kinds of activities, and to answer questions regarding the grant programs. Feedback received will be used to assist Manatee County in determining which priority needs identified in the 2017-22 Consolidated Plan are of highest priority, when reviewing grant applications for the 2022-23 program year.

Manatee County will be soliciting CDBG grant applications on March 4, 2022 from non-profit organizations to assist in addressing the housing and community development needs of the County's low- and moderate-income residents.

Application access for funding will be made available through the Neighborly Portal. The County will be accepting applications from March 4, 2022 until 4:00 p.m., April 4, 2022.

A grant application workshop will be held on March 1, 2022 via Zoom from 9:30 a.m. to 11:30 a.m. to give details and answer questions regarding the funding application. We are asking that all parties who wish to participate to register through the county's website on or before February 24, 2022. To register for the Grant Application Workshop, please visit the County Website at: https://www.myanatee.org/departments/redevelopment_economic_opportunity/community_development/community_development_block_grant_c_d_b_g

Additional questions or comments may be sent to:

**Jennifer Yost
 Community Development Project
 Manager
 Redevelopment and Economic
 Opportunity Department
 Community Development
 Division
 1112 Manatee Avenue West
 Bradenton, Florida 34205
 Ph: 941-748-4501 ext. 6858
 IPL0060461
 Feb 15 2022**

THE STATE OF TEXAS COUNTY OF DALLAS

Before the undersigned authority personally appeared Ryan Dixon, who, on oath, says that she is a Legal Advertising Representative of The Bradenton Herald, a daily newspaper published at Bradenton in Manatee County, Florida; that the attached copy of the advertisement, being a Legal Advertisement in the matter of Public Notice, was published in said newspaper in the issue(s) of:

No. of Insertions: 1
 Beginning Issue of: 02/15/2022
 Ending Issue of: 02/15/2022

THE STATE OF FLORIDA COUNTY OF MANATEE

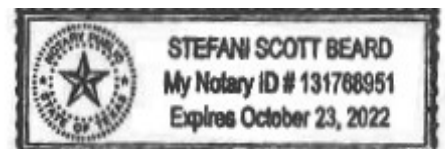
Affidavit further says that the said publication is a newspaper published at Bradenton, in said Manatee County, Florida, and that the said newspaper has heretofore been continuously published in said Manatee County, Florida, each day and has been entered as second-class mail matter at the post office in Bradenton, in said Manatee County, Florida, for a period of one year next preceding the first publication of the attached copy of advertisement; and affiant further says that she has neither paid nor promised any person, firm or corporation any discount, rebate, commission or refund for the purpose of securing this advertisement for publication in the said newspaper.

Ryan Dixon

Sworn to and subscribed before me this 15th day of February in the year of 2022

Stefani Beard

Notary Public in and for the state of Texas, residing in Dallas County



Extra charge for lost or duplicate affidavits.
 Legal document please do not destroy!

Legals

**IN THE CIRCUIT COURT OF
THE 12TH JUDICIAL CIRCUIT, IN
AND FOR MANATEE COUNTY,
FLORIDA.**

**CASE No. 2021CA004121AX
NATIONSTAR MORTGAGE LLC
D/B/A CHAMPION MORTGAGE
COMPANY,**

Plaintiff

vs.

BARRON, RICHARD, et al.,

Defendants

NOTICE OF ACTION
TO:

RICHARD L. BARRON and MARION
BARRON
4186 HERON WAY
BRADENTON, FL 34205

RICHARD L. BARRON and MARION
BARRON
4857 SABAL HARBOUR DRIVE
BRADENTON, FL 34203

YOU ARE HEREBY NOTIFIED that an
action to foreclose a mortgage on the
following described property located in
Manatee County, Florida:

UNIT 219-B, BUILDING B, BAYSHORE
ON THE LAKE CONDOMINIUM
APARTMENTS, SECTION 1, A CON-
DOMINIUM ACCORDING TO THE
DECLARATION OF CONDOMINIUM
RECORDED IN OFFICIAL RECORDS
BOOK 659, PAGE 469, AND AS PER
PLAT THEREOF RECORDED IN CON-
DOMINIUM BOOK 5, PAGES 25, 26
AND 27 OF THE PUBLIC RECORDS
OF MANATEE COUNTY, FLORIDA.

has been filed against you, and you
are required to serve a copy of your
written defenses, if any, to this action,
on Greenspoon Marder, LLP, Default
Department, Attorneys for Plaintiff,
whose address is Trade Centre South,
Suite 700, 100 West Cypress Creek
Road, Fort Lauderdale, FL 33309, and
file the original with the Clerk within 30
days after the first publication of this
notice in THE BRADENTON HERALD,

2021;
otherwise a default and a judgment
may be entered against you for the
relief demanded in the Complaint.

WITNESS MY HAND AND SEAL OF
SAID COURT on this 12 day of DE-
CEMBER 2021.

ANGELINA "ANGEL" COLONNESO
As Clerk of said Court
By: KRIS GASSNEY
As Deputy Clerk

Publish in the THE BRADENTON HER-
ALD

Prepared by: Greenspoon Marder, LLP
(954) 491-1120; gmforeclosure@gm-
law.com

In and for Manatee County:

If you cannot afford an attorney, con-
tact Gulfcoast Legal Services at (941)
746-6151 or www.gulfcoastlegal.org,
or Legal Aid of Manasota at (941)
747-1628 or www.legalaidofmanasota.
org. If you do not qualify for free legal
assistance or do not know an attorney,
you may email an attorney referral
service (listed in the phone book) or
contact the Florida Bar Lawyer Refer-
ral Services at (800) 342-8011.
(33585.2947)
IPL0059325
Feb 8, 15 2022

Fictitious Name

I certify from the records of the State
of Florida that HHHT Auto Care Inc
DBA Golf Coast Carts is registered as
a fictitious name with the Department
of State on February 2, 2022
IPL0060548
Feb 15 2022.

**PUBLIC NOTICE
NOTICE OF FUNDING AVAIL-
ABILITY
MANATEE COUNTY, FLORIDA
Community Development Block
Grant (CDBG)**

Manatee County is anticipating an al-
location from the Department of Hous-
ing and Urban Development (HUD) in
an estimated amount of \$1,900,000
for the 2022-23 program year CDBG
program. This allocation is an estimate
based upon the 2021-22 funding year
and is subject to change. (A maximum
of 20% of the funds may be used for
program planning and administration.)
The CDBG program is primarily de-
signed to help those residents who
are of low- and/or moderate-income
within CDBG eligible areas or for
households who income qualifies.

During January and February of 2022,
public focus group meetings were
held to solicit stakeholder/citizen
comments on Manatee County's low
and moderate-income housing and
community development needs, pro-
vide information about the eligibility
of various kinds of activities, and to
answer questions regarding the grant
programs. Feedback received will be
used to assist Manatee County in de-
termining which priority needs identi-
fied in the 2017-22 Consolidated Plan
are of highest priority, when reviewing
grant applications for the 2022-23
program year.

Manatee County will be soliciting
CDBG grant applications on March 4,
2022 from non-profit organizations to
assist in addressing the housing and
community development needs of the
County's low- and moderate-income
residents.

Application access for funding will be
made available through the Neighbor-
ly Portal. The County will be accepting
applications from March 4, 2022 until
4:00 p.m., April 4, 2022.

A grant application workshop will be
held on March 1, 2022 via Zoom from
9:30 a.m. to 11:30 a.m. to give details
and answer questions regarding the
funding application. We are asking
that all parties who wish to participate
to register through the county's web-
site on or before February 24, 2022.
To register for the Grant Application
Workshop, please visit the County
Website at: https://www.mymanatee.org/departments/redevelopment_economic_opportunity/community_development/community_development_block_grant_c_d_b_g

Additional questions or comments
may be sent to:

**Jennifer Yost
Community Development Proj-
ect Manager
Redevelopment and Economic
Opportunity Department
Community Development
Division**

**1112 Manatee Avenue West
Bradenton, Florida 34208
Ph: 941-748-4501 ext. 6888**

IPL0060461
Feb 15 2022

Real Estate

For Rent

Bradenton Villas, 1 BR apt homes for
seniors 62 and up, affordable rents
of \$435-\$477 include water and pest
control. We're an Equal Housing Op-
portunity provider. (941) 756-9000
or TTY (800) 955-8771 https://www.phhf.com/presbyterian_home_of_bradenton

Miscellaneous

Activities

**RV'S WANTED
Cash/Trade/Consign
(844) 635-1487**

**I LOVE
MY RV SALE**

6 Days Only February 15-20
Motor Homes, Trailers
5th Wheels, Van Campers
Bring your Trade,
Title and Payment Book!
6120 S.R. 64 East
Bradenton, FL 34208
I-4 Exit 220
(844) 635-1487
www.rvworldinc.com

**#1 ABSOLUTE CASH! All Autos
Wanted *941-650-5785**



For Sale 2016 SRX Cadillac, great
condition, white color, new tires,
68,500 mi, Call 217-495-1023 or
217-772-1406

Garage Sales

Annual Carport Sale

Bradenton Casa Loma Mobile Home
Park - Saturday, February 19th - 8
AM to 3 PM. No Early Birds!

Merchandise

**Cash \$\$\$\$ paid for Comics,
Toys and Collectibles 1940-
1990**

Cash Paid. I am a local re-
sident of Bradenton and I am
always looking for any size,
large or small Comic book and
or Toy collection. I will happi-
ly give you a price for any of
these items. Feel free to give
me a ring anytime. (941) 704-
5725 Thank you.

Misc

Like new: Glass table and
matching chairs, call 941-729-
1066 or leave message.

BRADENTON HERALD
BRADENTON.COM



Manatee County

Under One Roof Family Shelter

Family Transitional Housing Project (District Two)

Overview

Manatee County seeks to support families experiencing homelessness by **expanding local transitional shelter capacity**

Manatee County also seeks to **leverage non-profit expertise** to oversee shelter operations and provide wraparound services



The Need

- Florida has the **3rd highest** homeless population
- Among mothers with children experiencing homelessness, more than **80% had previously experienced domestic violence**
- Homeless children are more likely to suffer from poor physical and emotional health and experience **four times as many respiratory illnesses**
- They're also less likely to attend school, and more likely to **fall behind in their education**
- An estimated **4.2M homeless youth and young adults** experience homelessness in the United States



The Goal

- Work with non-profit agencies committed to **transforming the lives of families** experiencing homelessness
- Coordinate with **resourceful and talented individuals and groups**
- Provide a **robust, first of its kind housing solution** that incorporates wraparound services which empower families to succeed



The Opportunity

Administrative Offices – 3,000 Sq Ft
Maximum Occupancy: TBD



Housing Unit – 20,000 Sq Ft
Maximum Occupancy: TBD



407 57th Avenue East, Bradenton, FL 34203

Renovations

Phase: One (1)

Budget: \$600,000 (as of 7/25/2023)

Design Phase:

- Assess optimal occupancy
- Incorporate flexible, moveable walls
- Prepare comprehensive permit documentation
- Evaluate electrical load specifications

Construction Phase:

- Select and install flooring solution
- Execute painting
- Replace roof and enhance structure
- Upgrade lighting, windows, and floors for improved efficiency
- Establish a robust infrastructure for commercial kitchen

Timeline: TBD

Renovations

Phase: Two (2)

Budget: \$600,000 (FY24)

Enhanced Exterior Features:

- Construct pedestrian bridge to connect different areas
- Install playground with protective cover for play area
- Establish a community garden to foster green space
- Implement strong security fencing for safety and peace of mind

Timeline: TBD

The Services

Manatee County seeks to partner with a primary non-profit agency with the expertise necessary to provide **shelter operations**, which may include the following services; we will also look to build **additional wraparound services** with other non-profit partners after primary services have been established.



SHELTER OPERATIONS

- Case Management
- Transportation
- Security
- Screening
- Cleaning
- Feeding
- Referrals
- HMIS Updates
- Clothing Assistance
- Hygiene Items
- Personal Care Items
- Legal Assistance
- Financial Aid
- Family Support
- Advocacy
- DCF Navigation
- Housing Assistance
- Computer Center
- Animal Services

September 15, 2023
Shelter Operator Vendor Selected

After Establishment of Shelter Operations



Adult Behavioral Health

- Counseling
- Substance Use
- Evaluations
- Trauma Screening
- Group Care
- Care Coordination
- MAT Referrals
- Family Therapy



Adult Health Services

- Primary Care
- Specialty Care
- Chronic Disease
- Telehealth
- Sick Call
- Medication Storage



Child & Adolescent

- Counseling
- Evaluations
- Trauma Screening
- Daycare
- VPK
- Coordination
- Education Services
- Preventative Care
- Physicals
- Sick Call
- Rec Therapy
- Child Therapy



Training & Employment

- Employment
- Job Skills
- Resumes
- Executive Skills
- Webinars
- Resiliency
- Professional Attire

The Tentative Timeline



The Funding

Funding is subject to statutory requirements for **use and beneficiary eligibility**.

The timeline of availability varies based on funding source.

Funding Source	Type of Use	Potential Funds Available
HOME Investment Partnership Program - American Rescue Plan (HOME-ARP)	Nonprofit Operation	\$ 118,138.00
	Nonprofit Capacity Building Assistance	\$ 118,138.00
	Supportive Services	\$ 300,000.00
Community Development Block Grant - CARES (CDBG-CV)	Shelter Development / Day-Access Centers / Childcare Facility Development *	\$ 530,000.00
Community Development Block Grant (CDBG)	Shelter Development / Day-Access Centers*	\$ 600,000.00
	Supportive Services	\$ 70,000.00

* Construction projects using Federal Funds must comply with Environmental Reviews, Procurement Standards, URA, Fair Housing and Equal Opportunity, Labor Requirements, Habitability Standards and Lead-Based Paint Safety Rules.

Questions



Electronic ESG CAPER

DRAFT



HUD ESG CAPER - CSV upload only

Report: **CAPER** Period: Your user level here: **Data Entry and Account Admin**

Aggregates data from CAPERs submitted to HUD by selected criteria (project type and/or specific question)

Q04a: Project Identifiers in HMIS

Organization Name	Organization ID	Project Name	Project ID	HMIS Project Type	RRH Subtype	Coordinated Entry Access Point	Affiliated with a residential project	Project IDs of affiliations	CoC Number	Geocode	Victim Service Provider	HMIS Software Name and Version Number	Report Start Date	Report End Date	Total Active Clients	Total Active Household
Turning Points	2	Manatee County ESG - Homeless Prevention - Turning Points	150	12		0			FL-500	120270	0	Clarity HS	2022-10-01	2023-09-30	48	22

CSV uploads containing multiple project rows in Q4 will display as separate rows here using the same value in Project Info Row ID.

Q05a: Report Validations Table

Category	Count of Clients for DQ	Count of Clients
Total Number of Persons Served	48	48
Number of Adults (Age 18 or Over)	25	25
Number of Children (Under Age 18)	23	23
Number of Persons with Unknown Age	0	0
Number of Leavers	22	22
Number of Adult Leavers	11	11
Number of Adult and Head of Household Leavers	11	11
Number of Stayers	26	26
Number of Adult Stayers	14	14
Number of Veterans	1	1
Number of Chronically Homeless Persons	0	0
Number of Youth Under Age 25	0	0
Number of Parenting Youth Under Age 25 with Children	0	0
Number of Adult Heads of Household	22	22
Number of Child and Unknown-Age Heads of Household	0	0
Heads of Households and Adult Stayers in the Project 365 Days or More	1	1

Effective 1/1/2023, this question includes separate columns for totals relevant to the DQ questions and totals relevant to the entire APR. Data uploaded prior to 1/1/2023 has been bulk updated to use the same totals for both columns in order to support calculations in the Aggregator.

Q06a: Data Quality: Personally Identifying Information

	Client Doesn't Know/Prefers Not to Answer	Information Missing	Data Issues	Total	% of Issue Rate
Name	0	0	0	0	0%
Social Security Number	0	0	1	1	2.08%
Date of Birth	0	0	0	0	0%
Race/Ethnicity	0	0	0	0	0%
Gender	0	0	0	0	0%
Overall Score	0	0	0	1	2.08%

New as of 10/1/2023.

Numbers in *green italics* have been recalculated or weighted based on available totals.

Q06b: Data Quality: Universal Data Elements

Data Element	Client Doesn't Know/Prefers Not to Answer	Information Missing	Data Issues	Total	% of Issue Rate
Veteran Status	0	1	0	1	4.00%
Project Start Date	0	0	0	0	0%
Relationship to Head of Household	0	0	0	0	0%
Enrollment CoC	0	0	0	0	0%
Disabling Condition	0	0	0	0	0%

Numbers in *green italics* have been recalculated or weighted based on available totals.

Q06c: Data Quality: Income and Housing Data Quality

Data Element	Client Doesn't Know/Prefers Not to Answer	Information Missing	Data Issues	Total	% of Error Rate
Destination	0	0	0	0	0%
Income and Sources at Start	0	0	0	0	0%
Income and Sources at Annual Assessment	0	1	0	1	100.00%
Income and Sources at Exit	0	0	0	0	0%

Numbers in *green italics* have been recalculated or weighted based on available totals.

Q06d: Data Quality: Chronic Homelessness

Entering into project type	Count of Total Records	Missing Time in Institution	Missing Time in Housing	Approximate Date Started DK/R/missing	Number of Times DK/R/missing	Number of Months DK/R/missing	% of Records Unable to Calculate
ES, SH, Street Outreach	0			0	0	0	0
TH	0	0	0	0	0	0	0
PH (All)	0	0	0	0	0	0	0
CE	0	0	0	0	0	0	0
SSO, Day Shelter, HP	25	0	0	0	0	0	0
Total	25						0

Numbers in *green italics* have been recalculated or weighted based on available totals.

Q06e: Data Quality: Timeliness

Time for Record Entry	Number of Project Start Records	Number of Project Exit Records
< 0 days	0	0
0 days	41	21
1-3 Days	0	1
4-6 Days	0	0
7-10 Days	0	0
11+ Days	0	0

Q06f: Data Quality: Inactive Records: Street Outreach & Emergency Shelter

Data Element	# of Records	# of Inactive Records	% of Inactive Records
Contact (Adults and Heads of Household in Street Outreach or ES - NBN)	0	0	0
Bed Night (All Clients in ES - NBN)	0	0	0

Numbers in *green italics* have been recalculated or weighted based on available totals.

Q07a: Number of Persons Served

	Total	Without Children	With Children and Adults	With Only Children	Unknown Household Type
Adults	25	13	12	0	0
Children	23	0	23	0	0
Client Doesn't Know/ Prefers Not to Answer	0	0	0	0	0
Data Not Collected	0	0	0	0	0
Total	48	13	35	0	0
For PSH & RRH – the total persons served who moved into housing	0	0	0	0	0

Q07b: Point-in-Time Count of Persons on the Last Wednesday

	Total	Without Children	With Children and Adults	With Only Children	Unknown Household Type
January	16	6	10	0	0
April	26	7	19	0	0
July	32	11	21	0	0

	Total	Without Children	With Children and Adults	With Only Children	Unknown Household Type
October	7	4	3	0	0

Q08a: Households Served

	Total	Without Children	With Children and Adults	With Only Children	Unknown Household Type
Total Households	22	12	10	0	0
For PSH & RRH – the total households served who moved into housing	0	0	0	0	0

Q08b: Point-in-Time Count of Households on the Last Wednesday

	Total	Without Children	With Children and Adults	With Only Children	Unknown Household Type
January	8	5	3	0	0
April	11	6	5	0	0
July	16	10	6	0	0
October	5	4	1	0	0

Q09a: Number of Persons Contacted

Number of Persons Contacted	All Persons Contacted	First contact – NOT staying on the Streets, ES-EE, ES-NbN, or SH	First contact – WAS staying on Streets, ES-EE, ES-NbN, or SH	First contact – Worker unable to determine
Once	0	0	0	0
2-5 Times	0	0	0	0
6-9 Times	0	0	0	0
10+ Times	0	0	0	0
Total Persons Contacted	0	0	0	0

Q09b: Number of Persons Newly Engaged

Number of Persons Engaged	All Persons Contacted	First contact – NOT staying on the Streets, ES-EE, ES-NbN, or SH	First contact – WAS staying on Streets, ES-EE, ES-NbN, or SH	First contact – Worker unable to determine
Once	0	0	0	0
2-5 Contacts	0	0	0	0
6-9 Contacts	0	0	0	0
10+ Contacts	0	0	0	0
Total Persons Engaged	0	0	0	0
Rate of Engagement	0	0	0	0

Numbers in *green italics* have been recalculated or weighted based on available totals.

Q10a: Gender

	Total	Without Children	With Children and Adults	With Only Children	Unknown Household Type
Woman	30	10	20	0	0
Man	18	3	15	0	0
Culturally Specific Identity	0	0	0	0	0
Transgender	0	0	0	0	0
Non-Binary	0	0	0	0	0
Questioning	0	0	0	0	0
Different Identity	0	0	0	0	0
Woman/Man	0	0	0	0	0
Woman/Culturally Specific Identity	0	0	0	0	0
Woman/Transgender	0	0	0	0	0
Woman/Non-Binary	0	0	0	0	0
Woman/Questioning	0	0	0	0	0
Woman/Different Identity	0	0	0	0	0
Man/Culturally Specific Identity	0	0	0	0	0
Man/Transgender	0	0	0	0	0
Man/Non-Binary	0	0	0	0	0
Man/Questioning	0	0	0	0	0
Man/Different Identity	0	0	0	0	0
Culturally Specific Identity/Transgender	0	0	0	0	0
Culturally Specific Identity/Non-Binary	0	0	0	0	0
Culturally Specific Identity/Questioning	0	0	0	0	0
Culturally Specific Identity/Different Identity	0	0	0	0	0
Transgender/Non-Binary	0	0	0	0	0
Transgender/Questioning	0	0	0	0	0
Transgender/Different Identity	0	0	0	0	0
Non-Binary/Questioning	0	0	0	0	0
Non-Binary/Different Identity	0	0	0	0	0
Questioning/Different Identity	0	0	0	0	0
More than 2 Gender Identities Selected	0	0	0	0	0
Client Doesn't Know/Prefers Not to Answer	0	0	0	0	0
Data Not Collected	0	0	0	0	0
Total	48	13	35	0	0

New as of 10/1/2023.

Q20a: Type of Non-Cash Benefit Sources

	Benefit at Start	Benefit at Latest Annual Assessment for Stayers	Benefit at Exit for Leavers
Supplemental Nutritional Assistance Program	11	0	5
WIC	1	0	0
TANF Child Care Services	0	0	0
TANF Transportation Services	0	0	0
Other TANF-Funded Services	0	0	0
Other Source	0	0	0

Q21: Health Insurance

	At Start	At Annual Assessment for Stayers	At Exit for Leavers
Medicaid	28	0	9
Medicare	2	0	0
State Children's Health Insurance Program	0	0	0
VA Medical Services	0	0	0
Employer Provided Health Insurance	0	0	0
Health Insurance Through COBRA	0	0	0
Private Pay Health Insurance	0	0	0
State Health Insurance for Adults	0	0	0
Indian Health Services Program	0	0	0
Other	0	0	0
No Health Insurance	19	0	13
Client Doesn't Know/Prefers Not to Answer	0	0	0
Data Not Collected	0	1	0
Number of Stayers Not Yet Required to Have an Annual Assessment		25	
1 Source of Health Insurance	28	0	9
More than 1 Source of Health Insurance	1	0	0

Q22a2: Length of Participation – ESG Projects

	Total	Leavers	Stayers
0 to 7 days	0	0	0
8 to 14 days	0	0	0
15 to 21 days	3	3	0
22 to 30 days	5	5	0
31 to 60 days	1	1	0
61 to 90 days	3	3	0
91 to 180 days	8	0	8
181 to 365 days	23	6	17
366 to 730 days (1-2 Yrs)	4	3	1
731 to 1,095 days (2-3 Yrs)	1	1	0
1,096 to 1,460 days (3-4 Yrs)	0	0	0
1,461 to 1,825 days (4-5 Yrs)	0	0	0
More than 1,825 days (> 5 Yrs)	0	0	0
Total	48	22	26

Q22f: Length of Time between Project Start Date and Housing Move-in Date by Race and Ethnicity

	American Indian, Alaska Native, or Indigenous	Asian or Asian American	Black, African American, or African	Hispanic/Latina/e/o	Middle Eastern or North African	Native Hawaiian or Pacific Islander	White	At Least 1 Race and Hispanic/Latina/e/o	Multi-racial (does not include Hispanic/Latina/e/o)	Unknown (Don't Know, Preferred not to Answer, Data not Collected)
Persons Moved Into Housing	0	0	0	0	0	0	0	0	0	0
Persons Exited Without Move-In										
Average time to Move-In	0	0	0	0	0	0	0	0	0	0
Median time to Move-In	0.00	0.00	0.00	0.00	0.00	0.00	0.00	0.00	0.00	0.00

New as of 10/1/2023.

Q22g: Length of Time Prior to Housing by Race and Ethnicity - based on 3.917 Date Homelessness Started

	American Indian, Alaska Native, or Indigenous	Asian or Asian American	Black, African American, or African	Hispanic/Latina/e/o	Middle Eastern or North African	Native Hawaiian or Pacific Islander	White	At Least 1 Race and Hispanic/Latina/e/o	Multi-racial (does not include Hispanic/Latina/e/o)	Unknown (Don't Know, Preferred not to Answer, Data not Collected)
Persons Moved Into Housing	0	0	0	0	0	0	0	0	0	0
Persons Not Yet Moved Into Housing	0	0	0	0	0	0	0	0	0	0
Average time to Move-In	0	0	0	0	0	0	0	0	0	0
Median time to Move-In	0.00	0.00	0.00	0.00	0.00	0.00	0.00	0.00	0.00	0.00

New as of 10/1/2023.

Q23c: Exit Destination

	Total	Without Children	With Children and Adults	With Only Children	Unknown Household Type
Homeless Situations					
Place not meant for habitation (e.g., a vehicle, an abandoned building, bus/train/subway station/airport or anywhere outside)	0	0	0	0	0
Emergency shelter, including hotel or motel paid for with emergency shelter voucher	0	0	0	0	0
Safe Haven	0	0	0	0	0
Subtotal - Homeless Situations	0	0	0	0	0
Institutional Situations					
Foster care home or group foster care home	0	0	0	0	0
Hospital or other residential non-psychiatric medical facility	0	0	0	0	0
Jail, prison, or juvenile detention facility	0	0	0	0	0
Long-term care facility or nursing home	0	0	0	0	0
Psychiatric hospital or other psychiatric facility	0	0	0	0	0
Substance abuse treatment facility or detox center	0	0	0	0	0
Subtotal - Institutional Situations	0	0	0	0	0
Temporary Situations					
Transitional housing for homeless persons (including homeless youth)	0	0	0	0	0
Residential project or halfway house with no homeless criteria	0	0	0	0	0
Hotel or motel paid for without emergency shelter voucher	0	0	0	0	0
Host Home (non-crisis)	0	0	0	0	0
Staying or living with family, temporary tenure (e.g. room, apartment or house)	0	0	0	0	0
Staying or living with friends, temporary tenure (e.g. room, apartment or house)	1	1	0	0	0
Moved from one HOPWA funded project to HOPWA TH	0	0	0	0	0
Subtotal - Temporary Situations	1	1	0	0	0
Permanent Situations					
Staying or living with family, permanent tenure	2	0	2	0	0
Staying or living with friends, permanent tenure	0	0	0	0	0
Moved from one HOPWA funded project to HOPWA PH	0	0	0	0	0
Rental by client, no ongoing housing subsidy	14	3	11	0	0
Rental by client, with ongoing housing subsidy	3	0	3	0	0
Owned by client, with ongoing housing subsidy	0	0	0	0	0
Owned by client, no ongoing housing subsidy	0	0	0	0	0
Subtotal - Permanent Situations	19	3	16	0	0
Other Situations					
No Exit Interview Completed	0	0	0	0	0
Other	0	0	0	0	0
Deceased	2	1	1	0	0
Client Doesn't Know/Prefers Not to Answer	0	0	0	0	0
Data Not Collected	0	0	0	0	0
Subtotal - Other Situations	2	1	1	0	0
Total	22	5	17	0	0
Total persons exiting to positive housing destinations	19	3	16	0	0
Total persons whose destinations excluded them from the calculation	2	1	1	0	0
Percentage	<i>95.00%</i>	<i>75.00%</i>	<i>100.00%</i>	<i>0</i>	<i>0</i>

Updated 10/1/2023: Rows reordered and grouped differently. Destinations with subsidies are now detailed in Q23d. Existing data has been updated to match new row order and relocated to Q23d as appropriate. Numbers in *green italics* have been recalculated or weighted based on available totals.

Q23d: Exit Destination – Subsidy Type of Persons Exiting to Rental by Client With An Ongoing Subsidy

	Total	Without Children	With Children and Adults	With Only Children	Unknown Household Type
GPD TIP housing subsidy	0	0	0	0	0
VASH housing subsidy	0	0	0	0	0
RRH or equivalent subsidy	0	0	0	0	0
HCV voucher (tenant or project based) (not dedicated)	0	0	0	0	0
Public housing unit	0	0	0	0	0
Rental by client, with other ongoing housing subsidy	0	0	0	0	0
Housing Stability Voucher	0	0	0	0	0
Family Unification Program Voucher (FUP)	0	0	0	0	0
Foster Youth to Independence Initiative (FYI)	0	0	0	0	0
Permanent Supportive Housing	0	0	0	0	0
Other permanent housing dedicated for formerly homeless persons	0	0	0	0	0
TOTAL	0	0	0	0	0

New as of 10/1/2023: Existing data from Q23c prior to 10/1/2023 has been relocated to Q23d as appropriate.

Q23e: Exit Destination Type by Race and Ethnicity

	Total	American Indian, Alaska Native, or Indigenous	Asian or Asian American	Black, African American, or African	Hispanic/Latina/e/o	Middle Eastern or North African	Native Hawaiian or Pacific Islander	White	At Least 1 Race and Hispanic/Latina/e/o	Multi-racial (does not include Hispanic/Latina/e/o)	Unknown (Don't Know, Preferred not to Answer, Data not Collected)
Homeless Situations	0	0	0	0	0	0	0	0	0	0	0
Institutional Situations	0	0	0	0	0	0	0	0	0	0	0
Temporary Housing Situations	1	0	0	1	0	0	0	0	0	0	0
Permanent Housing Situations	19	1	0	8	0	0	0	8	0	2	0
Other	2	0	0	0	0	0	0	1	0	1	0
Total	22	1	0	9	0	0	0	9	0	3	0

New as of 10/1/2023.

Q24a: Homelessness Prevention Housing Assessment at Exit

	Total	Without Children	With Children and Adults	With Only Children	Unknown Household Type
Able to maintain the housing they had at project start--Without a subsidy	5	2	3	0	0
Able to maintain the housing they had at project start--With the subsidy they had at project start	0	0	0	0	0
Able to maintain the housing they had at project start--With an on-going subsidy acquired since project start	3	0	3	0	0
Able to maintain the housing they had at project start--Only with financial assistance other than a subsidy	5	0	5	0	0
Moved to new housing unit--With on-going subsidy	0	0	0	0	0
Moved to new housing unit--Without an on-going subsidy	3	0	3	0	0
Moved in with family/friends on a temporary basis	2	2	0	0	0
Moved in with family/friends on a permanent basis	2	0	2	0	0
Moved to a transitional or temporary housing facility or program	0	0	0	0	0
Client became homeless – moving to a shelter or other place unfit for human habitation	0	0	0	0	0
Client went to jail/prison	0	0	0	0	0
Client died	2	1	1	0	0
Client Doesn't Know/Preferes Not to Answer	0	0	0	0	0
Data not collected (no exit interview completed)	0	0	0	0	0
Total	22	5	17	0	0

Q24d: Language of Persons Requiring Translation Assistance

Language Response (Top 20 Languages Selected)	Total Persons Requiring Translation Assistance	Language Name ¹
Different Preferred Language	0	
Total	0	

New as of 10/1/2023. The output of the languages has been sorted from most to least requested.

¹Language name lookup is provided by Sage. The CSV upload contains only the first two columns.

Q25a: Number of Veterans

	Total	Without Children	With Children and Adults	Unknown Household Type
Chronically Homeless Veteran	0	0	0	0
Non-Chronically Homeless Veteran	1	0	1	0
Not a Veteran	23	12	11	0
Client Doesn't Know/Prefers Not to Answer	0	0	0	0
Data Not Collected	1	1	0	0
Total	25	13	12	0

Q26b: Number of Chronically Homeless Persons by Household

	Total	Without Children	With Children and Adults	With Only Children	Unknown Household Type
Chronically Homeless	0	0	0	0	0
Not Chronically Homeless	25	13	12	0	0
Client Doesn't Know/Prefers Not to Answer	0	0	0	0	0
Data Not Collected	23	0	23	0	0
Total	48	13	35	0	0

DRAFT

Manatee County

Low & Moderate Income Areas

Low and Moderate Income Areas
Percentage of Low/Mod Income (< 80% AMI)
Population by Block Group

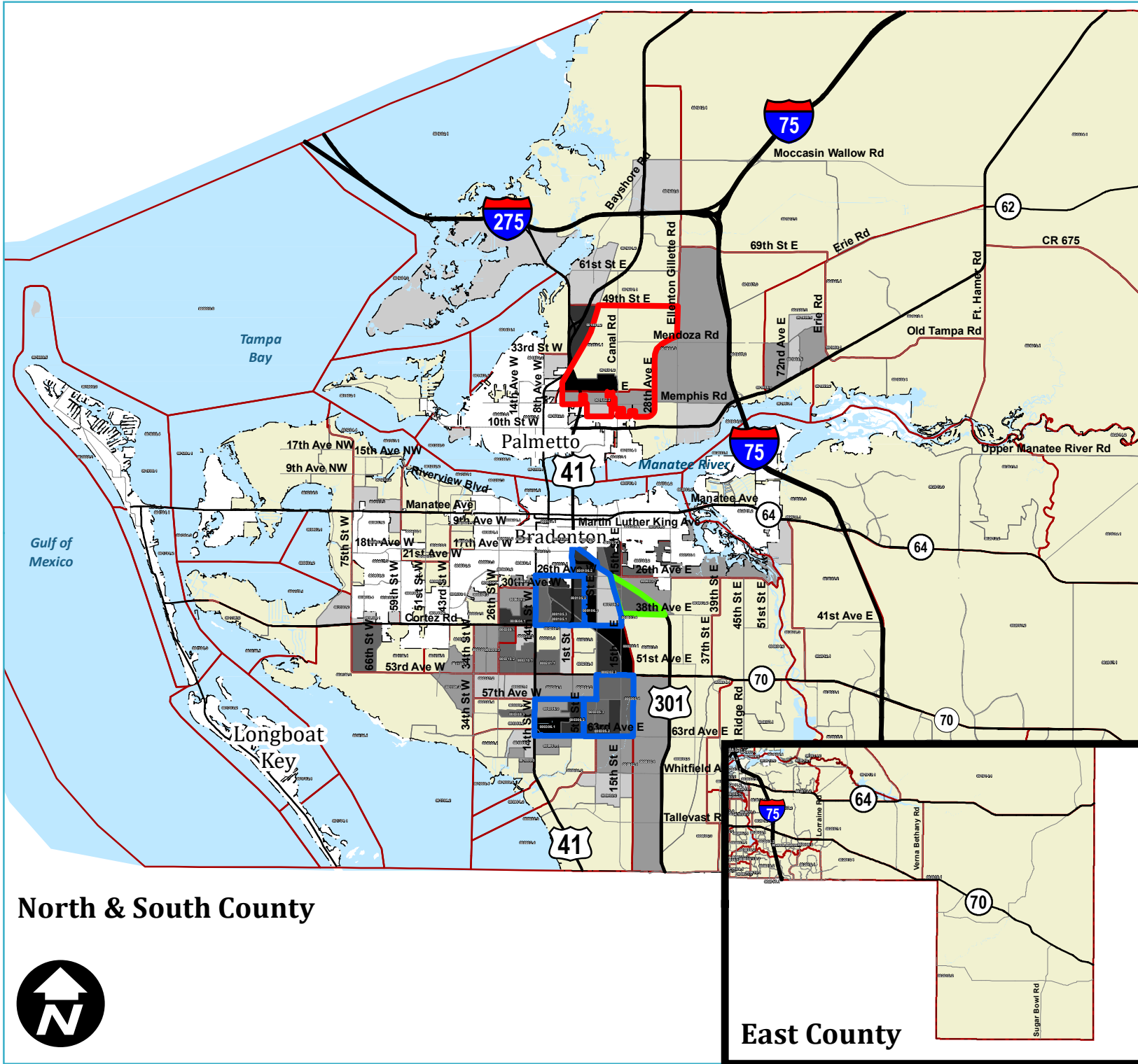
- <= 50%
 - 51% - 60%
 - 61% - 70%
 - 71% - 80%
 - 81% - 90%
 - > 90%
- R/ECAP Target Area
 - Samoset Target Area
 - Washington Park Target Area
 - Census Tracts (2015)
 - Incorporated Cities
 - Unincorporated Manatee County
 - Water
 - Interstates
 - Major Roads
 - Minor Roads

Source: 2015 TIGER/Line Shapefiles (Block Groups); 2022 HUD LMISD (2011-2015 ACS, Base Data); 2020 HUD Affirmatively Furthering Fair Housing Tool (AFFHT), Racially/Ethnically Concentrated Areas of Poverty (R/ECAP), accessed June 2023.

June 2023



One Tampa City Center
201 N. Franklin Street
Suite 1350
Tampa, FL 33602
www.WadeTrim.com



North & South County

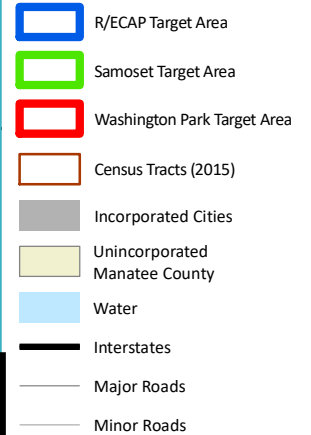
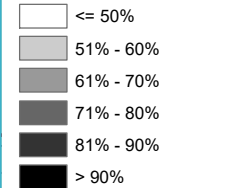


East County

Manatee County

Low Income Areas

Low Income Areas Percentage of Low Income (< 50% AMI) Population by Block Group

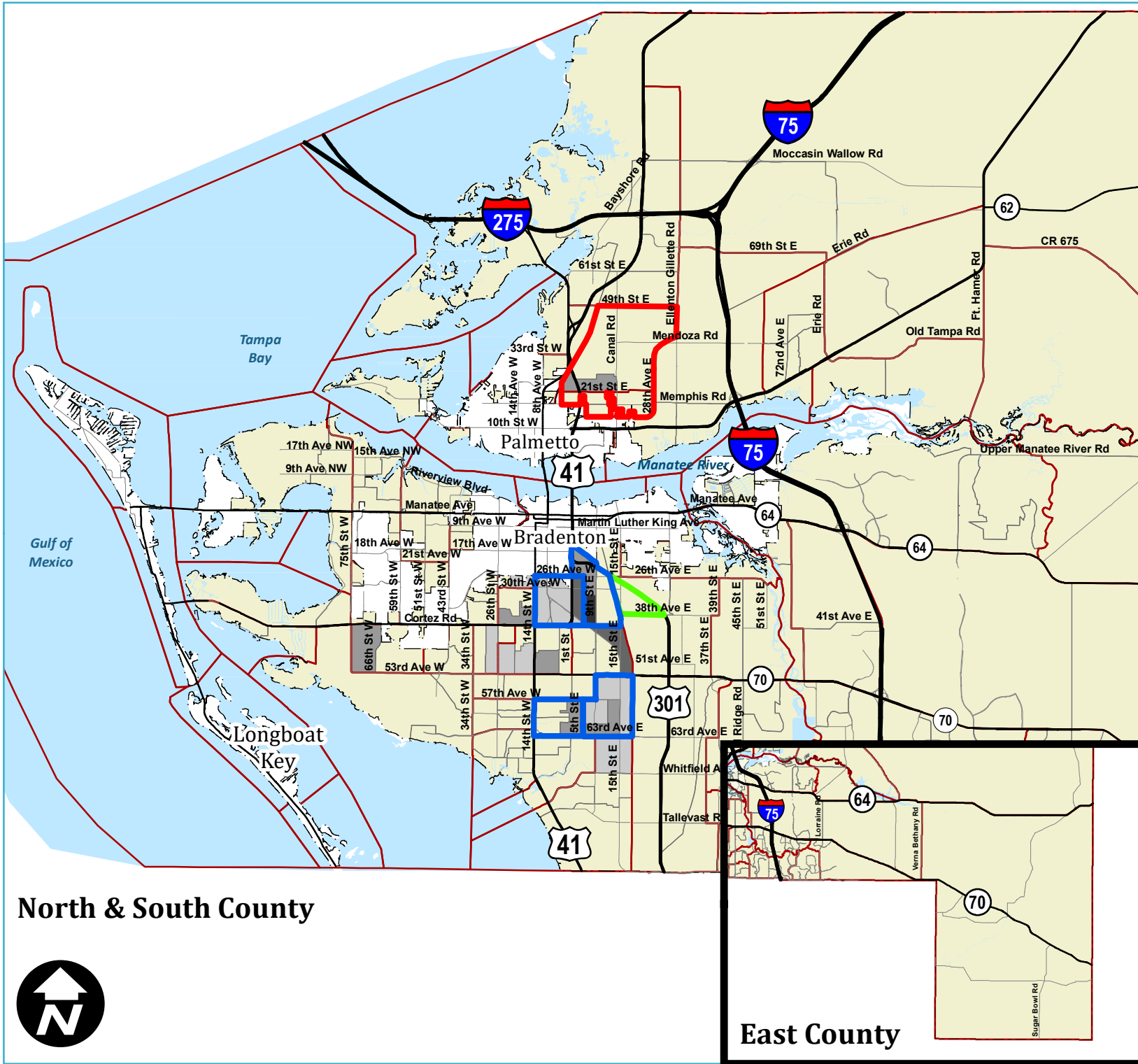


Source: 2015 TIGER/Line Shapefiles (Block Groups); 2022 HUD LMISD (2011-2015 ACS, Base Data); 2020 HUD Affirmatively Furthering Fair Housing Tool (AFFHT), Racially/Ethnically Concentrated Areas of Poverty (R/ECAP), accessed June 2023.

June 2023



One Tampa City Center
201 N. Franklin Street
Suite 1350
Tampa, FL 33602
www.WadeTrim.com



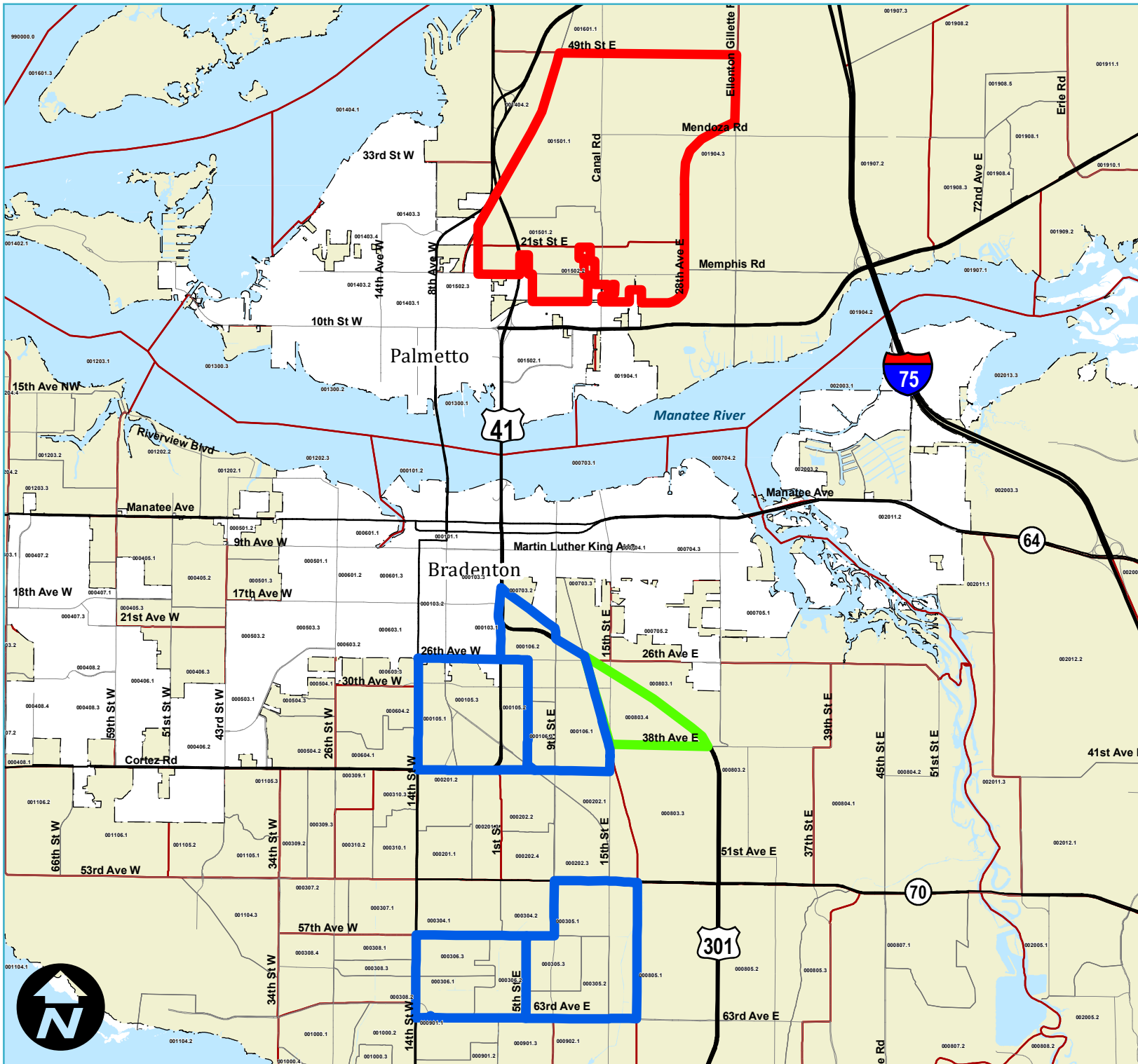
North & South County



East County

Manatee County

Target Areas



- R/ECAP Target Area
- Samoset Target Area
- Washington Park Target Area
- Census Tracts (2015)
- Block Groups (2015) [000000.0]
- Incorporated Cities
- Unincorporated Manatee County
- Water
- Interstates
- Major Roads
- Minor Roads

Source: 2015 TIGER/Line Shapefiles (Block Groups); 2022 HUD LMISD (2011-2015 ACS, Base Data); 2020 HUD Affirmatively Furthering Fair Housing Tool (AFFHT), Racially/Ethnicly Concentrated Areas of Poverty (R/ECAP), accessed June 2023.

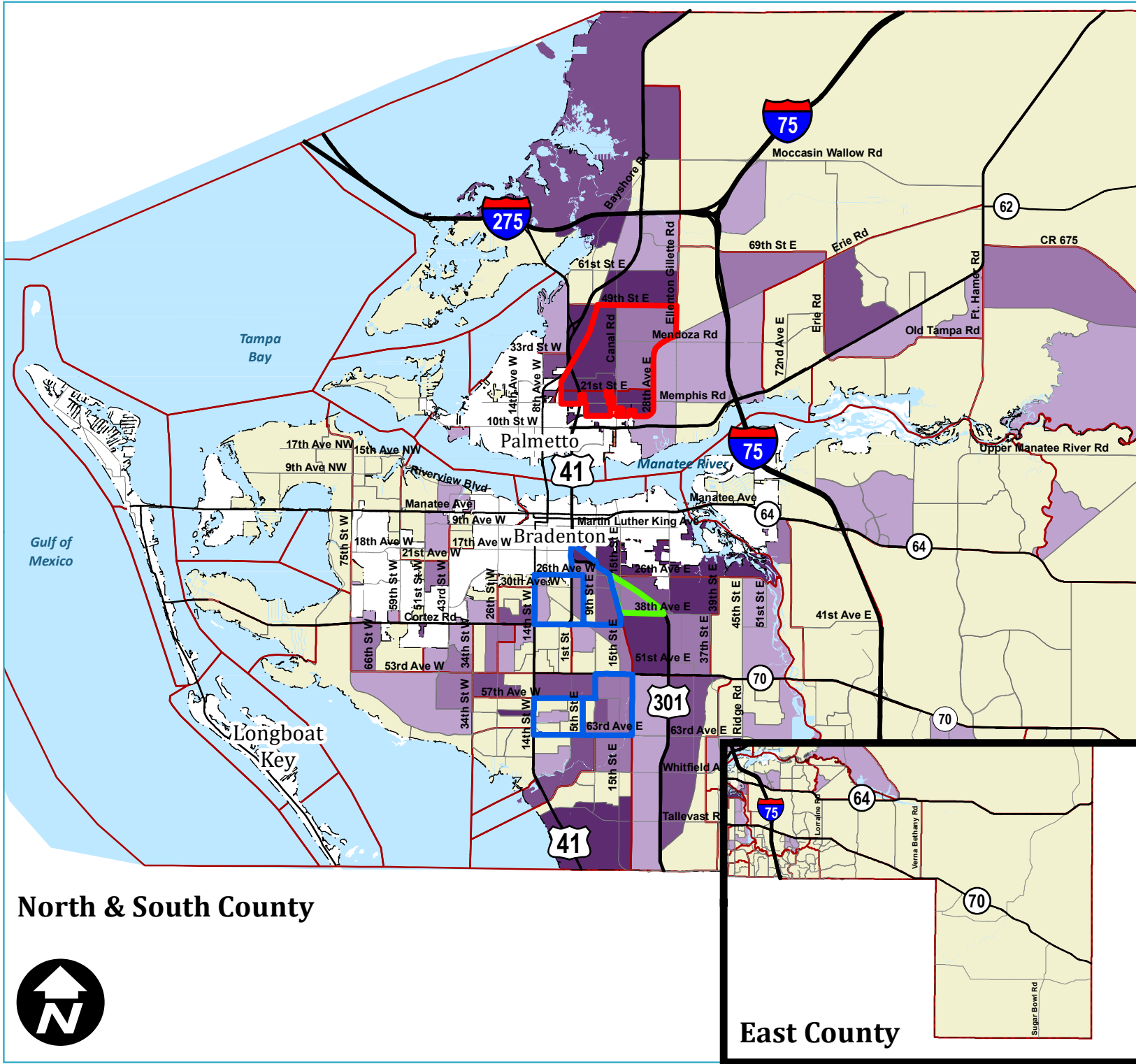
June 2023



One Tampa City Center
201 N. Franklin Street
Suite 1350
Tampa, FL 33602
www.WadeTrim.com

Manatee County

Black/African American Population



Black/African American Population Percentage of Black/African American Population by Block Group

- < 5%
- 5% - 9.99%
- 10% - 19.99%
- 20% - 29.99%
- > 30%
- R/ECAP Target Area
- Samoset Target Area
- Washington Park Target Area
- Census Tracts (2015)
- Incorporated Cities
- Unincorporated Manatee County
- Water
- Interstates
- Major Roads
- Minor Roads

Source: 2021 TIGER/Line Shapefiles (Block Groups); 2017-2021 American Community Survey, Five-Year Estimates; 2020 HUD Affirmatively Furthering Fair Housing Tool (AFFHT), Racially/Ethnically Concentrated Areas of Poverty (R/ECAP), accessed June 2023.

June 2023



North & South County

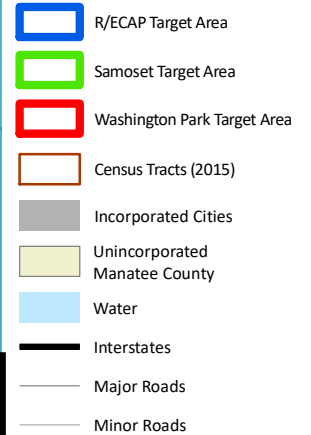
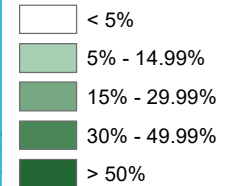


East County

Manatee County

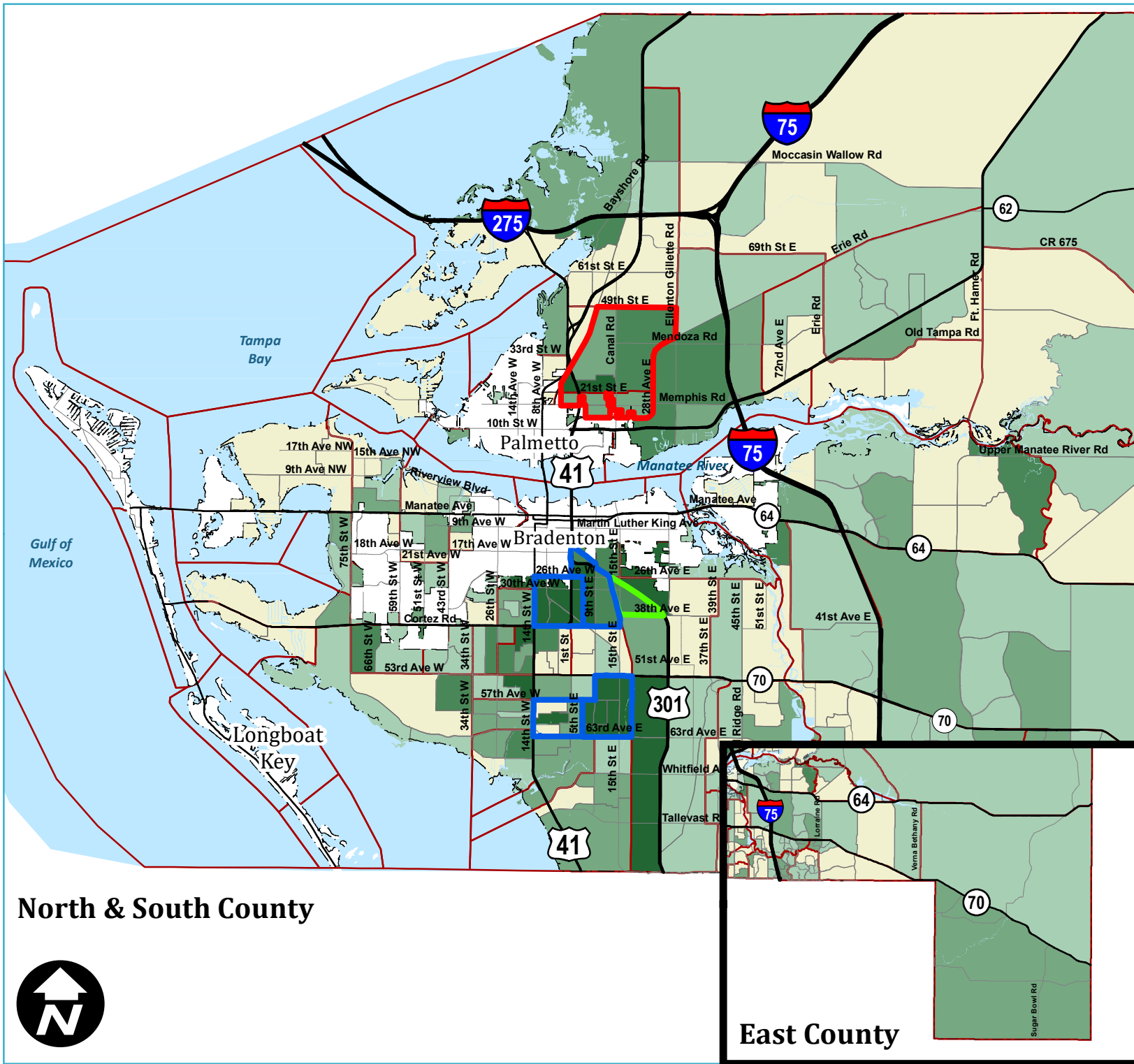
Hispanic/Latino Population

Hispanic or Latino Population Percentage of Hispanic or Latino Population by Block Group



Source: 2021 TIGER/Line Shapefiles (Block Groups); 2017-2021 American Community Survey, Five-Year Estimates; 2020 HUD Affirmatively Furthering Fair Housing Tool (AFFHT), Racially/Ethnically Concentrated Areas of Poverty (R/ECAP), accessed June 2023.

June 2023



North & South County



East County